



### SURFBOARDS

### STAND UP PADDLE BOARDS

STRAPLESS		361 C
SIGNATURE		3272 C
FISH		PROCESS BLUE C
5'11"		WHITE

MADEIRO / ANAKAO / MANAWA >		185 C
RACE >		BLACK C

MITU MONTEIRO PRO MDL.		293 C
SIGNATURE		3272 C
FISH		ORANGE 021 C
5'11"		WHITE

MADEIRO / ANAKAO / MANAWA >		185 C
PINK VERSION (ON REQUEST) >		225 C
RACE PRO >		BLACK C













MITU MONTEIRO PRO MDL.			
	293 C	185 C	WHITE
SIGNATURE			
	3125 C	BLACK	WHITE
FISH			
	RED 032 C	151 C	

MADEIRO >			
	3125 C	172 C	WHITE
ANAKAO >			
	3125 C	BLACK	
MANAWA >			
	3125 C	WHITE	
RACE PRO >			










MITU M. PRO MDL. / 5'4" / 5'6"			
	YELLOW C	185 C	WHITE
MITU M. PRO MDL. / 5'8"			
	YELLOW C	3272 C	WHITE
MITU M. PRO MDL. / 5'10"			
	YELLOW C	2995 C	WHITE
SIGNATURE / 5'8"			
	YELLOW C	185 C	WHITE
SIGNATURE / 5'10"			
	YELLOW C	3272 C	WHITE
FISH			
	RED 032 C	151 C	

MADEIRO >				
	901 C	172 C	WHITE	
ANAKAO >				
	901 C	BLACK		
MANAWA >				
	PRO. BLUE C	WHITE		
RACE >				
	901 C	COOL GRAY 04 C	BLACK	WHITE
RACE PRO >				
	901 C	COOL GRAY 06 C	BLACK	WHITE









































## SURFBOARDS

MITU M. PRO MDL. / 5'8" / 5'10"			
	YELLOW C	GREEN C	BLUE 072 C
MITU M. PRO MDL. / 5'4" / 5'6"			
	YELLOW C	ORANGE 021 C	RUBINE RED C
ESL / ESSENTIAL. / 5'6" / 5'8"			
	172 C	2756 C	PRO. BLUE C
SIGNATURE / 5'8" / 5'10"			
	YELLOW C	ORANGE 021 C	RUBINE RED C

























## FOILBOARDS

FOILBOARD 51			
	YELLOW C	BLACK C	WHITE
FOILBOARD 49			
	RED 032 C	BLACK C	WHITE
FOILBOARD 45 & 47 «GRAND PRIX»			
	172 C	BLACK C	WHITE













































## STAND UP PADDLE BOARDS

MADEIRO >			
	YELLOW C	369 C	WHITE
MADEIRO PRO >			
	YELLOW C	192 C	WHITE
PAPENOO >			
	376 C	901 C	WHITE
PAPENOO PRO >			
	3272 C	ORANGE 021 C	WHITE
NOOSA > NOOSA PRO >			
	BLUE 072 C	BRIGHT GREEN C	YELLOW C
			
			185 C
ANAKAO >			
	BLUE 072 C	361 C	YELLOW C
MANAWA 9'0" / 9'6" >			
	PRO. BLUE C	2955 C	BRIGHT ORANGE C
			
			429 C
MANAWA 10' / 10'6" >			
	361 C	356 C	BRIGHT ORANGE C
			
			429 C
TOURING >			
	WARM RED C	3025 C	WHITE
RACE PRO >			
	WARM RED C	2955 C	
OCEAN (SUPFOIL) >			
	ORANGE 021 C	BRIGHT GREEN C	YELLOW C
			
			2756 C
MAGIC (SUPFOIL) >			
	RUBINE RED C	ORANGE 021 C	YELLOW C
			
			2756 C

## SURFBOARDS

MITU PRO MDL. HD FOAM CARBON COMP. 5'4" / 5'6" / 5'8" / 5'10"			
	172 C	319 C	BLUE 072 C
MITU PRO MDL. HD FOAM FLEX COMP. 5'4" / 5'6" / 5'8" / 5'10"			
	382 C	1935 C	BLUE 072 C
MITU ESL BAMBOO SANDWICH TECH. 5'4" / 5'6" / 5'8" / 5'10"			
	185 C	187 C	320 C
SIGNATURE HD FOAM CARBON COMP. 5'6" / 5'8" / 5'10"			
	172 C	RUBINE RED C	
SIGNATURE HD FOAM FLEX COMP. 5'6" / 5'8" / 5'10"			
	172 C	3275 C	
SLICE HD FOAM CARBON COMP. 5'1" / 5'3"			
	YELLOW C	ORANGE 021 C	RUBINE RED C
			
			2756 C
SLICE HD FOAM FLEX COMP. 5'1" / 5'3"			
	YELLOW C	ORANGE 021 C	RUBINE RED C
			
			2756 C
SLICE ESL BAMBOO SANDWICH TECH. 5'1" / 5'3"			
	RUBINE RED C	221 C	320 C

## STAND UP PADDLE BOARDS

MADEIRO >					
	YELLOW C	369 C	WHITE		
MADEIRO PRO >					
	YELLOW C	192 C	WHITE		
PAPENOO >					
	376 C	901 C	WHITE		
PAPENOO PRO >					
	3272 C	ORANGE 021 C	WHITE		
NOOSA > NOOSA PRO >					
	BLUE 072 C	BRIGHT GREEN C	YELLOW C	185 C	
ANAKAO >					
	BLUE 072 C	361 C	YELLOW C		
TAIBA >					
	YELLOW C	7405 C	ORANGE 021 C	485 C	7468 C
					
					7707 C
MANAWA 9'0" / 9'6" >					
	PRO. BLUE C	2955 C	BRIGHT ORANGE C	429 C	WHITE
MANAWA 10' / 10'6" >					
	361 C	356 C	BRIGHT ORANGE C	429 C	WHITE
TOURING >					
	WARM RED C	3025 C	WHITE		
RACE PRO >					
	WARM RED C	2955 C			
MAGIC (SUPFOIL) >					
	RUBINE RED C	ORANGE 021 C	YELLOW C	2756 C	

SURFBOARDS

5'2" PANTONE 3252 C PANTONE 2168 C	5'4" PANTONE 2346 C PANTONE 2168 C	MITU PRO CARBON 5'6" PANTONE 164 C PANTONE 2168 C	5'8" PANTONE 123 C PANTONE 2168 C	5'10" PANTONE 542 C PANTONE 2168 C	MITU PRO FLEX ALL SIZES PANTONE 2010 C PANTONE 2168 C	MITU PRO ESL ALL SIZES PANTONE 185 C TEXTURE PANTONE 187 C PANTONE 320 C	SLICE CARBON 5'1" PANTONE 3252 C	5'3" PANTONE 2346 C	SLICE FLEX ALL SIZES PANTONE 164 C PANTONE 2168 C	SLICE ESL ALL SIZES PANTONE RUBINE RED C TEXTURE PANTONE 221 C PANTONE 320 C
EVA FOAM PANTONE 3252 C EVA FOAM PANTONE 2168 C	EVA FOAM PANTONE 2346 C EVA FOAM PANTONE 2168 C	EVA FOAM PANTONE 164 C EVA FOAM PANTONE 2168 C	EVA FOAM PANTONE 123 C EVA FOAM PANTONE 2168 C	EVA FOAM PANTONE 542 C EVA FOAM PANTONE 2168 C	EVA FOAM PANTONE 2010 C EVA FOAM PANTONE 2168 C	EVA FOAM PANTONE 185 C EVA FOAM PANTONE 320 C	EVA FOAM PANTONE 3252 C EVA FOAM PANTONE 389 C	EVA FOAM PANTONE 2346 C EVA FOAM PANTONE 389 C	EVA FOAM PANTONE 164 C EVA FOAM PANTONE 2168 C	EVA FOAM PANTONE RUBINE RED C EVA FOAM PANTONE 320 C

SUP (+ CONVERTIBLE)

PAPENOO PRO CARBON ALL SIZES PANTONE 2346 C PANTONE 2168 C	MADEIRO PRO CARBON ALL SIZES PANTONE 1235 C PANTONE 2168 C	MADEIRO BAMBOO DECK ALL SIZES PANTONE 1235 C PANTONE 3252 C	PAPENOO BAMBOO DECK COLORWAY 1 PANTONE 164 C PANTONE 2168 C	NOOSA PRO + NOOSA ALL SIZES PANTONE 185 C PANTONE YELLOW C PANTONE BRIGHT GREEN C PANTONE BLUE 072 C	NOOSA PRO GIRL + NOOSA GIRL ALL SIZES PANTONE 3255 C PANTONE 178 C	ANAKAO FULL BAMBOO ALL SIZES PANTONE YELLOW C PANTONE 361 C PANTONE BLUE 072 C	TOURING ALL SIZES PANTONE 7467 C PANTONE 7713 C	TOURING GIRL 11'6" x 27" PANTONE 333 C PANTONE 170 C	RACE PRO ALL SIZES PANTONE 320 C PANTONE 072 C	RACE PRO GIRL 14' x 22.5" AW PANTONE 320 C PANTONE RUBINE RED C
EVA FOAM PANTONE 2346 C EVA FOAM PANTONE 2168 C	EVA FOAM PANTONE 1235 C EVA FOAM PANTONE 2168 C	EVA FOAM PANTONE 1235 C EVA FOAM PANTONE 3252 C	EVA FOAM PANTONE 164 C EVA FOAM PANTONE 2168 C	EVA FOAM PANTONE YELLOW C EVA FOAM PANTONE 354 C EVA FOAM PANTONE BLUE 072 C	EVA FOAM PANTONE 3255 C	EVA FOAM WHITE EVA FOAM PANTONE 35 C4 EVA FOAM PANTONE BLUE 072 C	EVA FOAM PANTONE 7467 C	EVA FOAM PANTONE 333 C	EVA FOAM PANTONE 072 C EVA FOAM PANTONE 320 C	EVA FOAM PANTONE RUBINE RED C EVA FOAM PANTONE 320 C

SUP FOIL

ROCKET SUP V.1 (Turtle box + US rails) ALL SIZES PANTONE 164 C PANTONE 2168 C	ROCKET SUP V.2 (US rails) ALL SIZES PANTONE 2010 C PANTONE 2168 C
EVA FOAM PANTONE 164 C EVA FOAM PANTONE 2168 C	EVA FOAM PANTONE 2010 C EVA FOAM PANTONE 2168 C

TWIG PRO MODEL SURF FOIL PANTONE REFLEX BLUE C	ROCKET RANGE SURF FOIL PANTONE 2010 C PANTONE 2168 C
EVA FOAM PANTONE REFLEX BLUE C EVA FOAM PANTONE 164 C	EVA FOAM PANTONE 2010 C EVA FOAM PANTONE 2168 C

FOILBOARDS

FOILBOARDS FULL BAMBOO ALL SIZES PANTONE RUBINE RED C PANTONE 220 C PANTONE 320 C	FOILBOARDS CARBON SERIES ALL SIZES PANTONE RUBINE RED C PANTONE 320 C PANTONE 308 C
EVA FOAM PANTONE RUBINE RED C EVA FOAM PANTONE 320 C	EVA FOAM PANTONE RUBINE RED C EVA FOAM PANTONE 320 C

TT

FOR INFORMATION PURPOSE ONLY

TRAX HRD CS

PANTONE 178 C 135	PANTONE 164 C 136	PANTONE 7549 C 137	PANTONE 325 C 140
----------------------	----------------------	-----------------------	----------------------

TRAX HRD LT M

PANTONE 3272 C 135	PANTONE 3272 C 136	PANTONE 3272 C 137	PANTONE 3272 C 140
PANTONE 7722 C 135	PANTONE 7722 C 136	PANTONE 7722 C 137	PANTONE 7722 C 140

TRAX HRD LT W

PANTONE RUB. RED C 135	PANTONE RUB. RED C 136
PANTONE 1785 C 135	PANTONE 1785 C 136

SURFBOARDS

5'2"		5'4"		MITU PRO CARBON		5'6"		5'8"		5'10"		MITU PRO FLEX		MITU PRO BAMBOO		SLICE CARBON COMP. SERIES		SLICE FLEX		SLICE BAMBOO		SHADOW FLEX	
ALL SIZES		ALL SIZES		ALL SIZES		ALL SIZES		ALL SIZES		ALL SIZES		ALL SIZES		ALL SIZES		ALL SIZES		ALL SIZES		ALL SIZES		ALL SIZES	
PANTONE 2346 C		PANTONE 2165 C		PANTONE 1235 C		PANTONE 3252 C		PANTONE 164 C		PANTONE 2010 C		PANTONE 5635 C		PANTONE 2346 C		PANTONE 1235 C		PANTONE 164 C		PANTONE 5665 C		PANTONE 324 C	
PANTONE 1785 C		PANTONE 2167 C		PANTONE 2010 C		PANTONE 3262 C		PANTONE 1645 C		PANTONE 2168 C				PANTONE 1785 C		PANTONE 2010 C		PANTONE 2168 C				PANTONE 2168 C	
EVA FOAM PANTONE 2346 C		EVA FOAM PANTONE 2165 C		EVA FOAM PANTONE 1235 C		EVA FOAM PANTONE 3252 C		EVA FOAM PANTONE 164 C		EVA FOAM PANTONE 2010 C		EVA FOAM PANTONE 5635 C		EVA FOAM PANTONE 2346 C		EVA FOAM PANTONE 1235 C		EVA FOAM PANTONE 164 C		EVA FOAM PANTONE 5665 C		EVA FOAM PANTONE 324 C	
EVA FOAM PANTONE 2168 C		EVA FOAM PANTONE 2168 C		EVA FOAM PANTONE 2168 C		EVA FOAM PANTONE 2168 C		EVA FOAM PANTONE 2168 C		EVA FOAM PANTONE 2168 C		EVA FOAM PANTONE 2168 C		EVA FOAM PANTONE 2168 C		EVA FOAM PANTONE 2168 C		EVA FOAM PANTONE 2168 C		EVA FOAM PANTONE 320 C		EVA FOAM PANTONE 2168 C	

SUP (+ CONVERTIBLE)

CARRY OVER

ROCKET WING V.2		ROCKET WING ASC		ROCKET AIR	
ALL SIZES		ALL SIZES		ALL SIZES	
PANTONE 158 C		PANTONE 158 C		PANTONE 2010 C	
				PANTONE 2168 C	
EVA FOAM PANTONE 158 C		EVA FOAM PANTONE 158 C		EVA FOAM PANTONE 2010 C	

WINGFOIL BOARDS

SUP FOIL

ROCKET SUP		ROCKET DW PRO		ROCKET WIND		ROCKET S.W. 2	
ALL SIZES		ALL SIZES		ALL SIZES		ALL SIZES	
PANTONE 714 C		PANTONE 1235 C		PANTONE 134 C		PANTONE 134 C	
EVA FOAM PANTONE 714 C		EVA FOAM PANTONE 1235 C		EVA FOAM PANTONE 134 C		EVA FOAM PANTONE 134 C	

WIND

CONVERTIBLE

SURF FOIL

ROCKET SURF		TWIG SURF	
ALL SIZES		ALL SIZES	
PANTONE 7619 C		PANTONE 9180 C	
EVA FOAM PANTONE 7619 C		EVA FOAM PANTONE 9180 C	

TT

FOR INFORMATION PURPOSE ONLY

TRAX HRD CS

PANTONE 178 C	PANTONE 2168 C	PANTONE 1375 C	PANTONE 325 C
135	136	137	140
PANTONE BLACK C	PANTONE BLACK C	PANTONE BLACK C	PANTONE BLACK C

TRAX HRD LT M

PANTONE 3272 C	PANTONE 3272 C	PANTONE 3272 C	PANTONE 3272 C
135	136	137	140
PANTONE 7722 C	PANTONE 7722 C	PANTONE 7722 C	PANTONE 7722 C
135	136	137	140

TRAX HRD LT W

PANTONE RUB. RED C	PANTONE RUB. RED C
135	136
PANTONE 1785 C	PANTONE 1785 C
135	136

WTF

PANTONE 2168 C	PANTONE 1375 C
136	137

SURFBOARDS	<b>MITU PRO FLEX</b> ALL SIZES PANTONE 7416 C PANTONE 712 C	<b>MAGNET CARBON</b> ALL SIZES PANTONE BLACK C PANTONE 2024 C	<b>SIT-KITE SURF</b> ALL SIZES PANTONE 7416 C PANTONE 712 C	KITEFOIL	<b>POCKET CARBON</b> ALL SIZES PANTONE 1235 C PANTONE 123 C	<b>POCKET</b> ALL SIZES PANTONE 1235 C PANTONE 325 C	<b>STIG</b> ALL SIZES PANTONE 1235 C PANTONE 325 C	<b>PRO RACE FOILBOARD</b> ALL SIZES PANTONE 1235 C PANTONE 425 C	<b>SIT-KITE FOIL</b> ALL SIZES PANTONE 1235 C PANTONE 325 C
	<b>EVA FOAM</b> PANTONE 7416 C	<b>EVA FOAM</b> PANTONE BLACK C	<b>EVA FOAM</b> PANTONE 7416 C		<b>EVA FOAM</b> PANTONE 1235 C	<b>EVA FOAM</b> PANTONE 1235 C EVA FOAM PANTONE 325 C	<b>EVA FOAM</b> PANTONE 1235 C EVA FOAM PANTONE 325 C		

WINGFOIL BOARDS

CARRY OVER

WINGFOIL BOARDS

SUP

CARRY OVER

WIND

CARRY OVER

CONVERTIBLE

CARRY OVER

SUP

SURFFOIL

CARRY OVER

SURFFOIL

TT

FOR INFORMATION PURPOSE ONLY

TRAX

PANTONE 2024 C

PANTONE 325 C 140

PANTONE 2168 C

PANTONE 2168 C

TRAX HRD LT M

PANTONE 325 C 140

PANTONE 2168 C

TRAX HRD LT W

PANTONE 2024 C

PANTONE 2168 C

SURFBOARDS

MITU CARBON

ALL SIZES



SHADOW

ALL SIZES



MITU BAMBOO / FOIL SLICE BAMBOO / FOIL

ALL SIZES



EVA FOAM



EVA FOAM



EVA FOAM



KITEFOIL

POCKET



POCKET CARBON



POCKET CARBON CUSTOM



PRO RACE FOILBOARD



WINGFOIL BOARDS

ROCKET WING

ALL SIZES



ROCKET WING CARBON

ALL SIZES



ROCKET WING - S

ALL SIZES



ROCKET WING - S CARBON

ALL SIZES



EVA FOAM



EVA FOAM



EVA FOAM



EVA FOAM



SUP

ROCKET SUP DW

ALL SIZES



SURFFOIL

ROCKET SURF V2

ALL SIZES



TT

FOR INFORMATION PURPOSE ONLY

TRAX CARBON



WTF



SURFBOARDS

MAGNET

ALL SIZES



MITU PRO FLEX

ALL SIZES



TWEAK

ALL SIZES



KITEFOIL

CARRY OVER

EVA FOAM



EVA FOAM



EVA FOAM



CARRY OVER

WINGFOIL BOARDS

ROCKET SUP DOWNWIND PRO

ALL SIZES



ROCKET SUP DOWNWIND PRO CARBON

ALL SIZES



ROCKET SUP DOWNWIND PRO CARBON COMP

ALL SIZES



SUP

EVA FOAM



EVA FOAM



EVA FOAM



CARRY OVER

SURFFOIL

FOR INFORMATION PURPOSE ONLY

TRAX LITE TECH



TRAX



ONE 148 / 150



ONE 138 / 140



BIG ONE



SURFBOARDS

**MITU PRO CARBON**

ALL SIZES



**SHADOW**

ALL SIZES



**MITU PRO BAMBOO**

ALL SIZES



**SLICE PRO BAMBOO**

ALL SIZES



KITEFOIL

CARRY OVER

EVA FOAM



EVA FOAM



EVA FOAM



EVA FOAM



WINGFOIL BOARDS

**ROCKET WING**

ALL SIZES



**ROCKET WING CARBON**

ALL SIZES



**ROCKET WING-S**

ALL SIZES



**ROCKET WING-S CARBON**

ALL SIZES



**ROCKET MID LENGTH**

ALL SIZES



EVA FOAM



EVA FOAM



EVA FOAM



EVA FOAM



EVA FOAM



CARRY OVER

SUP

**ROCKET SURF**

ALL SIZES



EVA FOAM



SURFFOIL

FOR INFORMATION PURPOSE ONLY

**TRAX CARBON**



**WTF**



TT

SURFBOARDS

WINGFOIL BOARDS

SUP

SURFFOIL

TT

KITEFOIL

CARRY OVER

**ROCKET WING ASC**  
ALL SIZES



**ROCKET WING CROSS OVER**  
ALL SIZES



**ROCKET MID LENGTH**  
ALL SIZES



EVA FOAM



EVA FOAM



EVA FOAM



**ROCKET SUP DW**  
ALL SIZES



**ROCKET SUP DW PRO**  
ALL SIZES



**ROCKET SUP DW PRO CARBON**  
ALL SIZES



**ROCKET SUP DW PRO COMP CARBON**  
ALL SIZES



EVA FOAM



EVA FOAM



EVA FOAM



EVA FOAM



**ROCKET SURF PRONE**  
ALL SIZES



EVA FOAM



FOR INFORMATION PURPOSE ONLY