

# KITESURF

## 2017

COLLECTION



*fone*





KITESURF  
**SUMMARY**  
2017  
COLLECTION

► **KITES**

BANDIT	04
BREEZE	16
FURTIVE	24
DIABLO	32
<i>KITES ACCESSORIES</i>	38
<i>KITEBARS</i>	40

► **BOARDS**

TWIN-TIPS	42
<i>TECHNOLOGIES</i>	44
<i>ACCESSORIES</i>	48
SURFKITES	98
CONCEPT BOARDS	128
FOILBOARDS	140
SURFKITES CONVERTIBLE	154

► **KITEFOILS**

F-ONE KITEFOIL	158
----------------	-----



KITES  
**BANDIT**  
2017





## This is the tenth model of the BANDIT! A kite model remaining a best seller for so long is such an exceptional and rare feat! The BANDIT is probably the best selling kite in the world!

How can such a success spread over all these years be explained?

How has the BANDIT been able to navigate through all the trends and fashions?

Could the BANDIT be like a diamond which gets crafted over time?

First of all, this success proves that opting, ever since the first edition, for the DELTA C SHAPE concept that we developed and patented, was the right choice over the long term since this has really answered the demands of the users. The flight behavior qualities brought by this design, its relaunch abilities and its safety have carved the longevity of the BANDIT when other concepts have required re-design or have simply disappeared. We also pay a lot of attention to the trends of our sport and the BANDIT has always followed these evolutions.

Our design brief is very exacting, with a very wide array of performances and flying abilities, which is rather uncommon for an individual kite. The complete set of tests and checks that we perform on every single prototype of each collection is truly uncompromising

therefore pushing the kites to the maximum with no settling for second best. Year after year, every aspect deemed as slightly under performing is improved, while keeping all the qualities achieved to that point.

When designing the kites power is always prioritized when developing the larger sizes while strapless and wave riding are the main design criterions for the smaller sizes. We work to make sure the whole range is fully consistent so that every different size can be handled with confidence with no adaptation required. Every size benefits from the same level of quality and performance as the others.

Micka and I have been the unique developers since the first BANDIT! We have therefore been testing this kite together for the last 10 years while Robert GRAHAM joined us 4 years ago to take care of the design and reach the level of accuracy required to keep improving ever more.

- ▶ During the 10 month long development period, our R&D team remains constantly focused on the evolution of the BANDIT.
- ▶ Between 70 and 80 prototypes and a lot of testing days on the water (more than 200 this year) are required to create a new generation.
- ▶ As an example: one week of tests in Cabo Verde represents 450 km per tester on the water to test between 5 and 10 prototypes.

Unlike what can be heard here or there, the BANDIT isn't a compromise resulting in average performances and missing the single top qualities... No, the BANDIT actually excels in many disciplines and can be found on numerous podiums whether for comparative reviews or actual competition events. It's easy to explain that our kite is the best in the world through the use of all the superlatives... but explaining why and how is actually a lot more interesting.

Yet, the usual question still remains: what have you improved on this new collection?

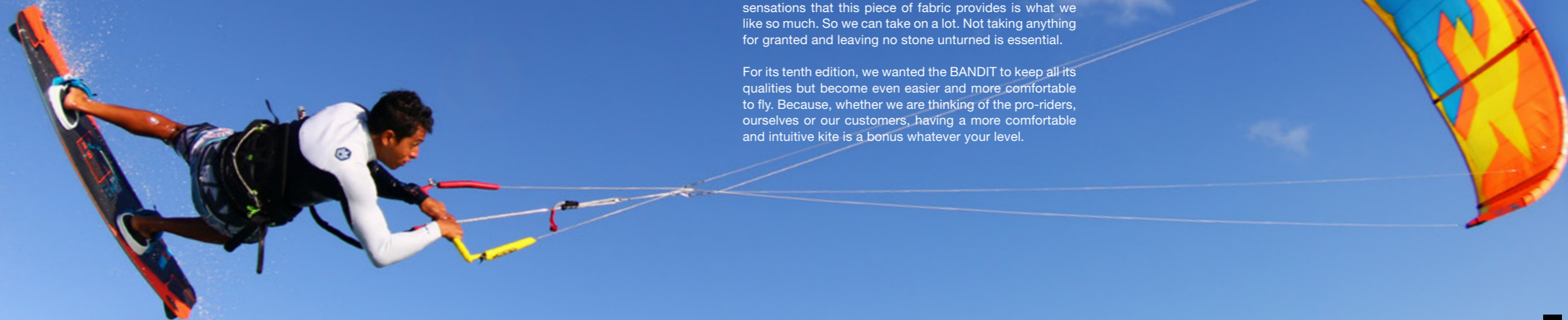
The BANDIT features many qualities, which sometimes appear to oppose each other and this is where the challenge lies.

- ▶ How can we get power but keep the high range?
- ▶ Hang time and boost but with some comfort?
- ▶ Make the kite maneuverable but keep it stable?
- ▶ Build it light and always robust?

All the R&D work lies in these opposing characteristics that are nevertheless all required when you kite. To be honest, gathering the impossible and transforming all the sensations that this piece of fabric provides is what we like so much. So we can take on a lot. Not taking anything for granted and leaving no stone unturned is essential.

For its tenth edition, we wanted the BANDIT to keep all its qualities but become even easier and more comfortable to fly. Because, whether we are thinking of the pro-riders, ourselves or our customers, having a more comfortable and intuitive kite is a bonus whatever your level.

We remain focused on the core values: the feeling and the enjoyment brought by the kite. To make sure each session is enjoyed whatever the conditions and to make sure you keep improving your riding and enhance your passion and motivation.





# BANDIT

## TRACTION & SPEED

Most of our work has been focused on traction and speed. For its tenth year, the new BANDIT provides a unique traction. Powerful enough to achieve early planing, the kite seems to self-regulate naturally to pull you effortlessly. What is most surprising is that we have got rid of the lateral pull so that you can ride with less pressure on your back and in your legs. Riding upwind is amazingly easy, traction is softer and totally regulated.

Why speed? We started from the idea that everything gets easier if we can ride slower. Things like absorbing the chop, edge and load before jumping, surfing... so pretty much all we do while riding. The novelty is that the BANDIT X will pull you with less speed without losing its other qualities such as power and boost when you need it. When over-powered, it keeps its performances and the profile remains clean with no distortions. The BANDIT remains stable, comfortable and efficient even in impressively strong winds. All these qualities will benefit all kitesurfers but they will be even more appreciated when riding strapless. You will also notice a change in the shape: the wingtips of the BANDIT X are slightly wider and squarer.

This brings more maneuverability and a lighter feel. Each size feels a little smaller and more responsive while remaining very intuitive.

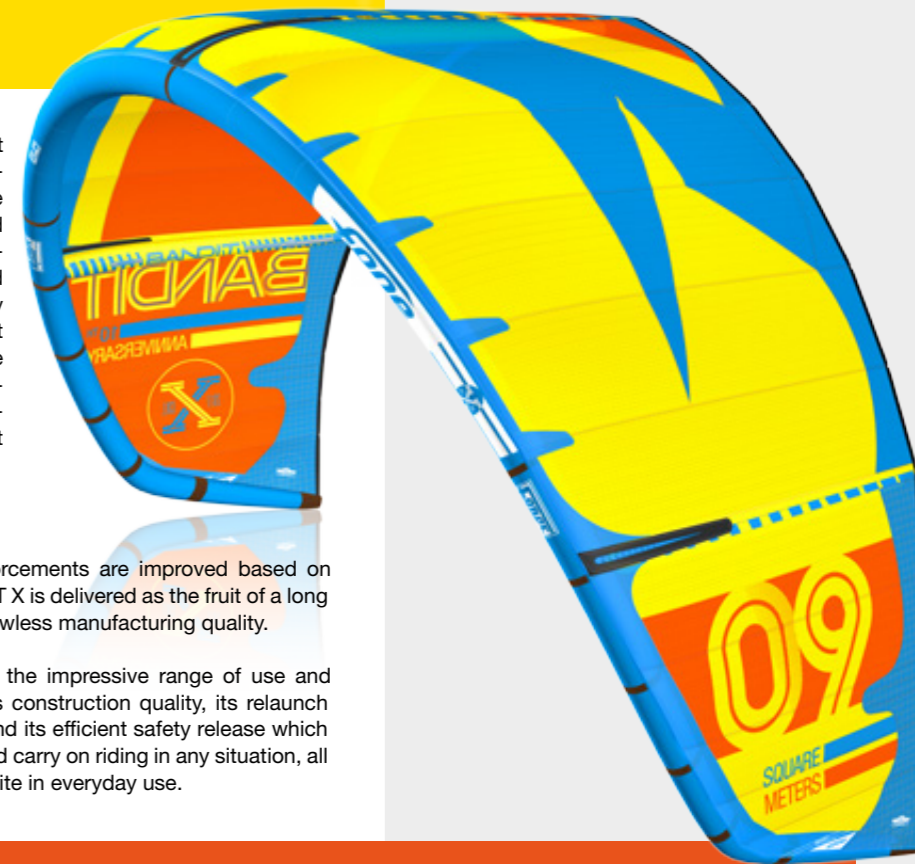
- ▶ Its hang-time, boost and lift during the jumps have also been improved. It is easier to send the kite to the zenith thanks to the better control we get when edging and the boost is powerful and clean. The improved profile brings a lot of lift when gliding down.
- ▶ Kiteloops are even neater and faster for maximum thrills and ease of use.



## THE BAR

The bar is what links you to the kite so it is therefore an important element to preserve the steering qualities of a kite. For this 10<sup>th</sup> BANDIT, we have improved the progressiveness of the bar pressure as you sheet in.

- ▶ The pressure rises step by step as you sheet in giving you a very clear and accurate feedback on the power available. The bar angle required to turn the kite and steer it is low and this allows us to use shorter bars. The pressure rises also together with the angle and there is no gap or delay. You know exactly where is the kite without needing to look at it. You feel like you are in direct grip with the kite, everything feels very natural and intuitive. There is therefore no period of adaptation needed and you feel confident straight away to throw your latest tricks.
- ▶ Year after year, the construction and reinforcements are improved based on feedback from all over the world. The BANDIT X is delivered as the fruit of a long and unique development process offering flawless manufacturing quality.
- ▶ Safety is also part of the design priorities: the impressive range of use and control offered by the kite, together with its construction quality, its relaunch ability using the DELTA C SHAPE concept and its efficient safety release which enables an easy reconnection to relaunch and carry on riding in any situation, all contribute to the safety level offered by the kite in everyday use.




The BANDIT X is an exceptionally thrilling device and our motivation to improve it year after year is limitless. It is not the latest, marketing based, trendy kite with fancy but useless accessories. It remains authentic & the fruit of our passion for kitesurfing and R&D.

*Yves de la Torre*







**TECHNOFORCE™**  
Double Ripstop Fabric

TECHNOFORCE™ is a high density fabric with a tear stopping structure using thin and high tension double yarn.

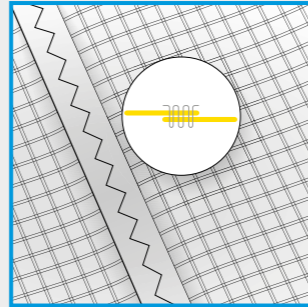


**F-ONE PULLEY**

- Pulley structure is extremely resistant.
- Bridle is integrated in the lower part of the pulley, working in its axis and not sideways.
- Pulleys can be removed independently from the bridle, you can change the bridle and keep the pulley or vice versa.

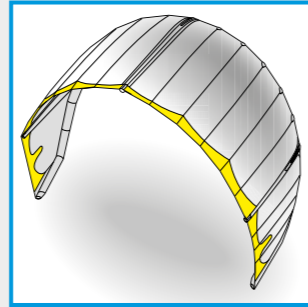
**FLAT SEWING**

Stronger assembly of the panels: they are now glued and sewn together to make the canopy more rip resistant.



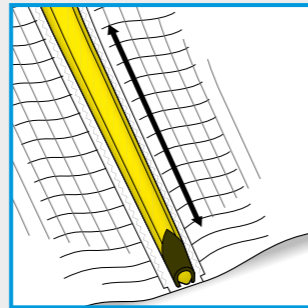
**TRAILING EDGE**

The internal outline of the trailing edge panels is no more linear but with a series of arches. In the center, DACRON has been replaced by a double layer of canopy fabric which improves spreading the tensions, maintaining the profile and brings new gains in stability and performance.



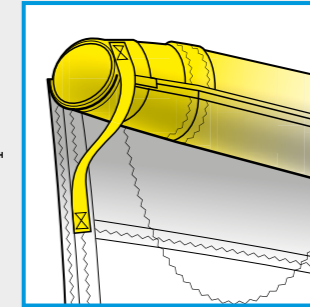
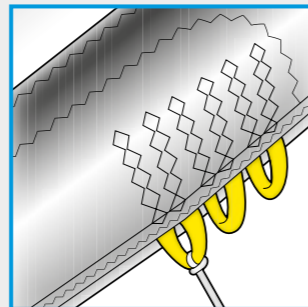
**VERTICAL CUT STRUTS**

The BANDIT's struts are designed with a vertical cut in order to optimize the strength / diameter ratio.



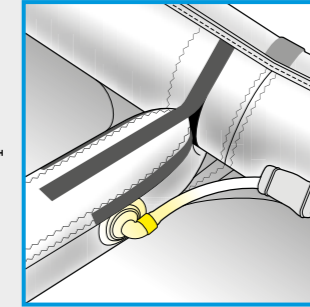
**KITE TUNING**

Three different positions for back lines.  
**Front:** more bar pressure, slower turning kite.  
**Back:** lighter bar pressure, faster turning kite.



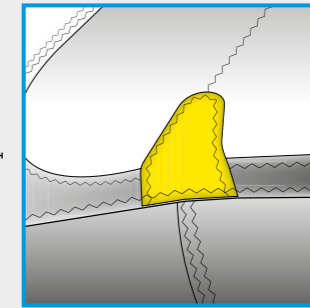
**STREAMLINED LEADING EDGE END TIPS**

The leading edge tips benefit from a reduced diameter, they are streamlined to lower the drag and equipped with a strap to avoid bridle tangling.



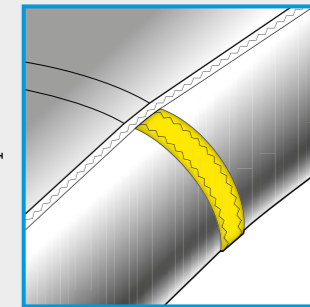
**ONE PUMP COLLAR VALVE**

- Easier to remove and put back.
- Convenient for bladder replacement.



**CANOPY REINFORCEMENT**

DACRON reinforcements added on the front part of the kite profile strengthen this critical area and reinforce this high friction zone.



**KEVLAR REINFORCEMENT ON LEADING EDGE**

Most seams on the leading edge are now reinforced with some Kevlar to prevent the seams from deteriorating due to aggressive ground friction.







# BANDIT

## IN BRIEF

- 10 years of development with high levels of requirements!
  - Robert GRAHAM + Micka FERNANDEZ + Raphael SALLES
  - > Each spending more than 200 days of test a year
  - > 70 prototypes
  - > 6000 km on the water!
- A new squarer outline
- Less lateral pull for a new level of comfort
- A smooth, homogeneous but powerful traction
- Speed and acceleration are under control
- An efficient and reassuring stability even when over-powered
- Light and maneuverable yet predictable
- Improved and easy hangtime



YELLOW / BLUE / ORANGE



GREEN / YELLOW / BLACK



ORANGE / GREEN / YELLOW



BLUE / YELLOW / GREEN



ORANGE / YELLOW / BLUE



BLUE / YELLOW / PINK

SIZE (m <sup>2</sup> )	4 m <sup>2</sup>	5 m <sup>2</sup>	6 m <sup>2</sup>	7 m <sup>2</sup>	8 m <sup>2</sup>	9 m <sup>2</sup>	10 m <sup>2</sup>	11 m <sup>2</sup>	12 m <sup>2</sup>	14 m <sup>2</sup>	17 m <sup>2</sup>
WIND RANGE (knts)	35 +	30 +	28 +	25 +	20 > 35	15 > 30	12 > 26	11 > 24	10 > 22	8 > 18	8 > 16



KITES  
**BREEZE**  
V.1.



# BREEZE V.1.

## PRESENTATION

2017 will see the release of the tenth edition of the BANDIT! To celebrate this, we have decided to assist it with some other specific kites. These products, which we call "satellites", are designed to meet some specific demands which are not part of the program of the BANDIT, which remains more than ever at the core of our range.

The number of uses and disciplines offered by our sport is quite amazing and hydrofoiling has opened a wide array of new possibilities.

The swift development of this new product under our feet requires the development of new kites to optimize the ride.

- ▶ This is the main reason why we have developed a foil kite last year: the DIABLO. This kite was designed to meet the exacting demands of the foil racers.
- ▶ This year we have used all the know-how of our design department to offer a kite designed specifically for foiling and light wind riding: the BREEZE



To make your sessions perfect, we wanted the breeze to be:

- ◊ Light to fly in less than 10 kts of wind
- ◊ Powerful to enable early planing
- ◊ Stable to prevent it from falling down in light winds and let you focus on your riding
- ◊ Able to depower to keep control as this is crucial for foil riding
- ◊ Designed with good control of your speed and acceleration
- ◊ Easy to re-launch even in light winds

## DESIGN

We have decided to save some weight by getting rid of the struts. The BREEZE is therefore a single strut kite. Aspect ratio is reduced to make the kite more stable and limit both acceleration and speed. Its profile is completely new as it needs to deliver both power and control. Depower ability is amazing for a light wind kite. It takes our designer's knowledge to achieve some depower without altering the profile.

The wingtips are wide which helps with maneuverability, transitions and allows for backward re-launch. We have optimized the reinforcement patches to save as much weight as possible and facilitate light wind re-launch. The kite is compatible with BANDIT kite bars.

- ◊ The bridle is new as well with 4 fixing points and 3 pulleys per side.
- ◊ The BREEZE is available in sizes of 11 m<sup>2</sup> / 13 m<sup>2</sup> / 15 m<sup>2</sup>.

## ON THE WATER

### FOIL RIDING

The BREEZE feels amazingly reassuring thanks to its great stability in a straight line but also during all kinds of maneuvers. When riding, the kite seems to reach its maximum speed quite early on and then stops accelerating. This is a real bonus in terms of comfort when one knows the high degree of focus required to control a foil. It offers an impressive feeling of control and feels very progressive leading to more confidence when riding.


It's maneuverability lets you place this kite perfectly during maneuvers making progress much easier and faster. We have chosen the bar pressure to be more firm which lets you take support from it and achieve better balance. Re-launch is made super easy thanks to its light weight and backward re-launch ability, to get out of sometimes tricky situations in light winds.

### OTHER DISCIPLINES

All the qualities highlighted above make it a great learning kite with a twin-tip. The kite feels very gentle and its constant traction is reassuring. For surfing, the light weight and maneuverability of this kite make it really efficient for wave riding.







### TECHNOFORCE™

Double Ripstop Fabric

TECHNOFORCE™ is the trademark of TELIN FIBERS LIMITED

TECHNOFORCE™ is a high density fabric with a tear stopping structure using thin and high tension double yarn.

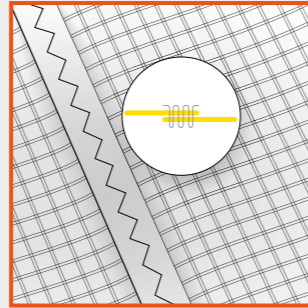


### F-ONE PULLEY

- Pulley structure is extremely resistant.
- Bridle is integrated in the lower part of the pulley, working in its axis and not sideways.
- Pulleys can be removed independently from the bridle, you can change the bridle and keep the pulley or vice versa.

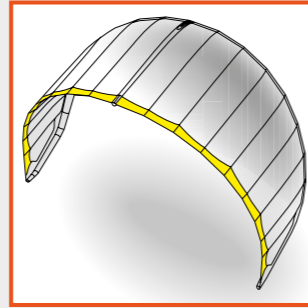
### FLAT SEWING

Stronger assembly of the panels: they are now glued and sewn together to make the canopy more rip resistant.



### TRAILING EDGE

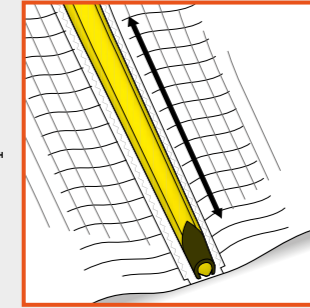

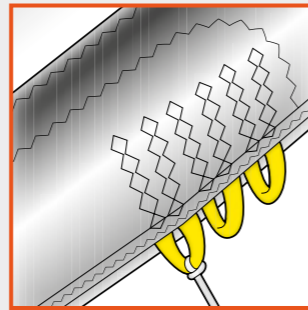
The internal outline of the trailing edge panels is no more linear but with a series of arches. The DACRON has been replaced by a double layer of canopy fabric which improves spreading the tensions, maintaining the profile and brings new gains in stability and performance.



### KITE TUNING

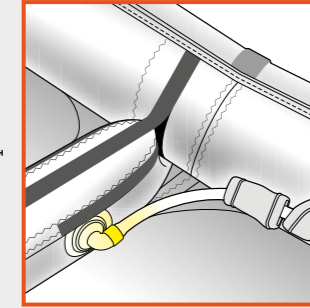
Three different positions for back lines.

- Front:** more bar pressure, slower turning kite.
- Back:** lighter bar pressure, faster turning kite.



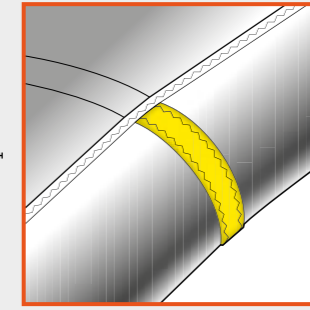
### VERTICAL CUT STRUT

The BREEZE's strut is designed with a vertical cut in order to optimize the strength / diameter ratio.



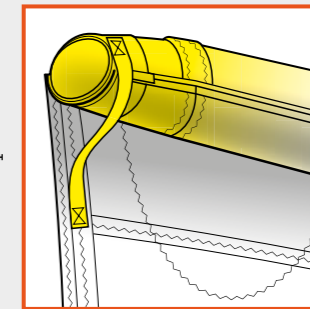
### ONE PUMP COLLAR VALVE

- Easier to remove and put back.
- Convenient for bladder replacement.



### KEVLAR REINFORCEMENT ON LEADING EDGE

Most seams on the leading edge are now reinforced with some Kevlar to prevent the seams from deteriorating due to aggressive ground friction.



### STREAMLINED LEADING EDGE END TIPS

The leading edge tips benefit from a reduced diameter, they are streamlined to lower the drag and equipped with a strap to avoid bridle tangling.





GREEN / ORANGE / YELLOW



YELLOW / BLUE / ORANGE



ORANGE / YELLOW / BLUE

TA SIZE (m <sup>2</sup> )	11 m <sup>2</sup>	13 m <sup>2</sup>	15 m <sup>2</sup>
PIVOTED FRAME (knts)	08 > +22	08 > 18	08 > 16

# BREEZE

## PROGRAM

FOIL / LIGHTWIND

## IN BRIEF

- One strut: ultimate light weight to fly in less than 10 kts
- Easier to get on the plane thanks to its power, lightweight & maneuverability
- Impressive range of use & surprising comfort in the high range
- Super user friendly thanks to its stability
- Efficient re-launch abilities, even in the light wind
- Great maneuverability for intuitive transitions and a quicker learning process



KITES  
**FURTIVE**  
V.1.





# FURTIVE V.1.

## PRESENTATION

2017 will see the release of the tenth edition of the BANDIT! To celebrate this, we have decided to assist it with some other specific kites. These products, which we call "satellites", are designed to meet some specific demands which are not part of the program of the BANDIT, which remains more than ever at the core of our range.

In 2014, Alex CAIZERGUES asked us for some custom kites to beat his own speed record of 56.62 kts. The design brief was to reach a maximum speed by riding overpowered with a 6.5 m<sup>2</sup> on the speed run with an average wind of 50 kts... We have therefore worked on a kite with more aspect ratio and 5 struts.

But during the development, two things happened:

- ▶ First we were surprised by the enjoyment we had when riding with this kite. This is due to the thrills it provides thanks to its performance (who doesn't like speed and acceleration...?) but also thanks to its hang-time.
- ▶ Then the foil riders in search for a long distance weapon became interested in this kite and immediately wanted to use it.



## R&D

After two years of development, the furtive is ideal for long-distance racing, speed riding and hang-time sessions.

## DESIGN

The FURTIVE features a high aspect ratio for high performance and 5 struts to control the profile. The leading edge arc is reduced to develop maximum power for a given area. Its profile has been developed to ensure maximum traction at the edge of the window. Its W5 bridle is totally innovative and brings together the function of a bridle and a 5<sup>th</sup> line! We have called it W5 due to its W pattern which includes a central line to control the leading edge arc, like a 5<sup>th</sup> line. It provides perfect distortion control and the central line further helps with the depower of the kite.

## ON THE WATER

▶ The FURTIVE provides a variety of sensations.

### TWIN-TIP RIDING

The kite is stable and the motion is fully under control. Bar feedback is super clear which makes you want to go faster all the time. Get ready, you are going to be willing to over-take anything else on the water! Performance usually comes with jumping abilities. To improve this aspect, we have worked on the bar feeling, its maneuverability when sending the kite to the zenith and its boost during the jumps. The kite lifts you really high and glides very well afterwards. Hang-times records are up for grabs!

### LONG DIST. RACING GUN / TWIN-TIP


Comfortable and fast, this kite is made for long distance courses and provides you with enough control to regulate your efforts during the long runs. Its flying range provides great tolerance to wind variations, especially in the high range. Going hard upwind feels quite exceptional as the kite gives you the feel of being on an open reach. Its traction is really oriented towards the edge of the window with good support which saves you from pushing too much on the legs or on the back. When reaching or going downwind, this kite will let you ride at full speed, helping the board to wipe away the sea state.

### FOIL RIDING

To foil at high speed requires a lot of control and avoiding parasitic movements in the kite, especially wingtip flutter. If the kite moves, then you move too and so does your foil which inevitably results in losing control of your direction and balance. Controlling the distortion of the kite during all flying phases has been the hardest goal to achieve during the development for foil riding but it has clearly benefitted all other disciplines.







### TECHNOFORCE™

Double Ripstop Fabric

TECHNOFORCE™ is the trademark of TEIJIN FIBERS LIMITED

TECHNOFORCE™ is a high density fabric with a tear stopping structure using thin and high tension double yarn.

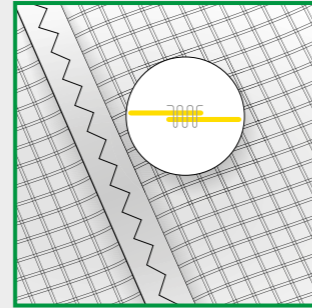


### F-ONE PULLEY

- Pulley structure is extremely resistant.
- Bridle is integrated in the lower part of the pulley, working in its axis and not sideways.
- Pulleys can be removed independently from the bridle, you can change the bridle and keep the pulley or vice versa.

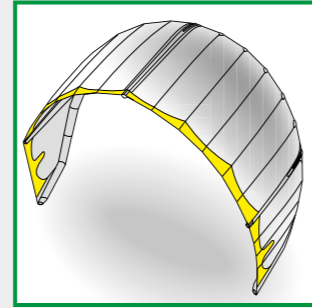
### FLAT SEWING

Stronger assembly of the panels: they are now glued and sewn together to make the canopy more rip resistant.



### TRAILING EDGE

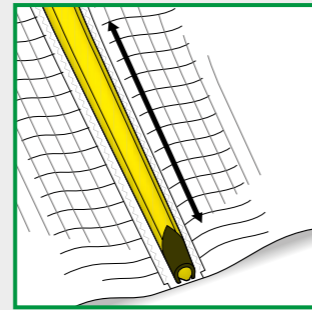
The internal outline of the trailing edge panels is no more linear but with a series of arches. In the center, DACRON has been replaced by a double layer of canopy fabric which improves spreading the tensions, maintaining the profile and brings new gains in stability and performance.



### VERTICAL CUT STRUTS

The FURTIVE's struts are designed with a vertical cut in order to optimize the strength / diameter ratio.

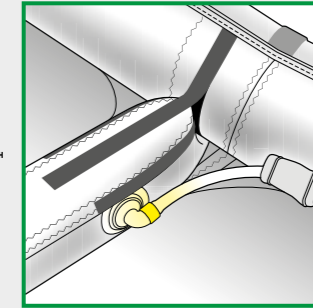
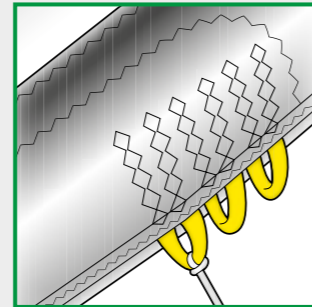
- Construction :**
- 5 / 6.4 / 8 / 10 m<sup>2</sup> > 5 struts
  - 12 m<sup>2</sup> > 3 struts



### KITE TUNING

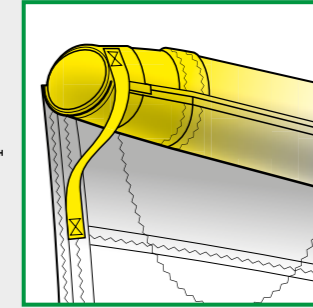
Three different positions for back lines.

- Front:** more bar pressure, slower turning kite.
- Back:** lighter bar pressure, faster turning kite.



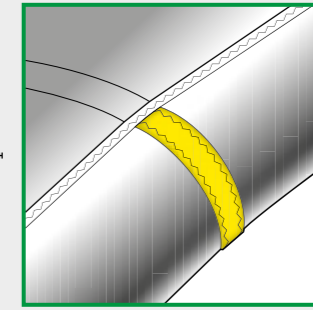
### ONE PUMP COLLAR VALVE

- Easier to remove and put back.
- Convenient for bladder replacement.



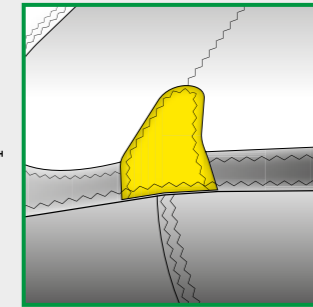
### STREAMLINED LEADING EDGE END TIPS

The leading edge tips benefit from a reduced diameter, they are streamlined to lower the drag and equipped with a strap to avoid bridle tangling.



### KEVLAR REINFORCEMENT ON LEADING EDGE

Most seams on the leading edge are now reinforced with some Kevlar to prevent the seams from deteriorating due to aggressive ground friction.



### CANOPY REINFORCEMENT

DACRON reinforcements added on the front part of the kite profile strengthen this critical area and reinforce this high friction zone.





YELLOW / BLACK / GREEN

GREEN / YELLOW / RED



YELLOW / BLACK / ORANGE

SIZE (m <sup>2</sup> )	5 m <sup>2</sup>	6.4 m <sup>2</sup>	8 m <sup>2</sup>	10 m <sup>2</sup>	12 m <sup>2</sup>
WIND RANGE (knts)	30 +	25 +	20 > 35	12 > 26	8 > 22

# FURTIVE

## PROGRAM

HIGH PERFORMANCE / HANG-TIME

## IN BRIEF

- Hang-time: it launches you really high and keeps you up there for long thanks to its lift.
- Optimized upwind speed/angle compromise with an unbelievable traction towards the edge of the window
- Unparalleled dynamic stability in flight with accurate bar information
- Maximum power and acceleration thanks to the high aspect ratio and moderate arc
- Complete control of the profile and distortions thanks to the all new W5 bridle and the 5 struts
- The FURTIVE is the kite you need to break records with a twintip, a gun or a foil !



KITES  
**DIABLO**  
V.2.






# DIABLO V.2.

## DESIGNED FOR PODIUMS!

The story of the DIABLO is first of all a men story. When we decided to start the foil kite program it was only because we were able to collaborate with a state of the art designer and factory from the paragliding industry, namely Mr Gin SEOK SONG.

GIN GLIDERS PARAGLIDING is a leading brand of high end and competition paragliders. The DIABLO was designed by Gin SEOK SONG and then tested and developed by GIN test pilot Hans BOLLINGER previous paragliding World Champion and the F-ONE designer Robert GRAHAM. They used advanced design and manufacturing technologies that have been acquired through many years of paragliding. The experience of this collaboration has enabled us to quickly build a kite that has already placed F-ONE team riders on the podium of international competitions.

The collaboration between F-ONE and GIN GLIDERS was natural because both the companies and the founders GIN SEOK SONG and Raphael SALLES are driven by the same passion. Passion for their respective sport as well as for high end products and innovation.



## SUCCESS

The DIABLO was a success right from the first few races as Maxime NOCHER was reaching podium results with an impressive series of 1<sup>st</sup> places.

## FEATURES

The performances were there, of course, but the entire team was also focused on the other features that the kite must also have:

- ▶ Quality: the choice of the fabrics, the construction, and the high quality controls are direct descendants from high end paraglider production. The need for control is greater for foil kites because the body and bridles are more complicated and demand high precision.
- ▶ Stability and ease of use: our philosophy is not only to target high performance but also to have a kite that is easy to use for everyone.
- ▶ Bar feeling: for some riders, getting into foil kiting is a new experience, so we wanted to have a bar feeling as close as what they are used to having with inflatable kites.
- ▶ Handling and turning: the way the kite turns and the bar pressures during the turn are key positive aspects of the DIABLO.
- ▶ Look: because a high end product should also be beautiful the DIABLO has an incredibly majestic presence in the sky.

For 2017, the DIABLO V.2. goes even further, it is now the ultimate racing weapon.

The goal was to expand the wind range, raise the efficiency of the kite and to improve the upwind angle without losing any performances. Our designers achieved this by increasing the aspect ratio, as well as the number of cells. These developments all enabled to boost the kite's speed, power generation and its angle in the wind window. It also creates a more accurate profile across the span of the kite, which further enhances lift, stability and performance.


The bridle has also been totally redesigned for 2017 to deal with the new higher aspect ratio. To reduce turbulent flow as the air leaves the profile of the kite some mini ribs have been added to the trailing edge, decreasing the drag and enhancing the airflow. The construction retains the lighter fabric on the underside of the kite, which was introduced last year. This method increases the responsiveness of the kite and also helps the DIABLO V.2. to outperform its rivals on the downwind legs of the racecourse.

The DIABLO V.2. is a finely tuned, turbocharged, thoroughbred version of its predecessor, taking an already winning formula and developing it even further. Featuring top of the range performances while remaining stable and responsive. The DIABLO V.2. is the very epitome of a racing wing and will take you straight to the top of the podium, just like it does for Maxime NOCHER.






**DEEP GREY / YELLOW / ORANGE**  
07 m<sup>2</sup>




**LIME / DEEP BLUE / ORANGE**  
09 m<sup>2</sup>




**DEEP BLUE / GOLD / RED**  
13 m<sup>2</sup>



**YELLOW / DEEP BLUE / LIME**  
15 m<sup>2</sup>



**DEEP BLUE / YELLOW / GREEN**  
11 m<sup>2</sup>



**DEEP GREY / DEEP BLUE / LIME**  
18 m<sup>2</sup>

SIZE (m <sup>2</sup> )	07	09	11	13	15	18
BAR (cm)	< 48 >		< 55 >			< 62 >
LINES (m)	22		24			26



## F-ONE PUSH-AWAY QUICK RELEASE



### SAFETY SYSTEM

Designed to work efficiently even in the most critical situations, it can be triggered under load but also when the lines are slack. A stopper at the top holds the kitebar to make sure the system works even when the bar is pushed towards the rider and blocked in the lowest position. Its new push-away system enables to trigger the release with minimal force even under the highest loads (tested up to 400 kg). Since 2016, the quick release is provided with more rigid elastics & the upper part has been shortened by 1 cm to achieve a longer depower line.



### "SUICIDE LEASH" MODE

With its larger 5<sup>th</sup> line ring, the new F-ONE push-away system offers a leash set-up enabling to release at any moment, including in "Suicide Leash" mode.



### F-ONE PULLEY

The unsheathed cordage simply slides effortlessly on the surface of the pulley whose shape has been tailored for this purpose. Simple and robust, the new F-ONE friction pulley is more reliable and does not wear out in time.



### DEPOWER SYSTEM

The F-ONE depower system is ultra intuitive, resulting in great efficiency and reliability.



### UN-CONNECTING STRIP

Undo your lines super easily by simply pulling on the strip.

## HANDLE PASS LEASH & BAR BAG




## KITE PUMP

SOLD SEPARATELY



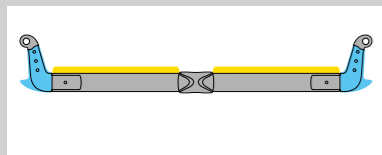


# F-ONE KITEBARS



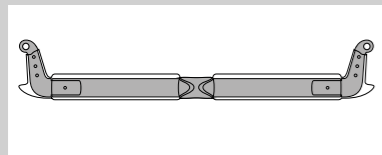
## COMFORT (1)

The diameter of the entire bar has been reduced in order to allow you to position your hands as close to the centre as possible.



## COMFORT (2)

For increased safety and comfort, the bar ends are molded with a soft material. The anti-sliding thermoformed grip also has a double EVA layer on top of the bar.



## ANTI-CORROSION

The MONOLITH bar benefits from an anodizing process that reinforces the external structure of the bar and blocks all corrosion.

MODEL	COMPATIBILITY
<b>BANDIT</b>	2011 > 2017
<b>VOLT</b>	2012
<b>TRUST</b>	2013 > 2017
<b>BREEZE</b>	V1
WIDTH (cm)	
45	52

MODEL	COMPATIBILITY
<b>FURTIVE</b>	V1
WIDTH (cm)	
45	—

MODEL	COMPATIBILITY				
<b>DIABLO</b>	V1 & V2				
SIZE (m²)					
07	09	11	13	15	18
WIDTH (cm)					
48	55	62			
LINES (m)					
22	24	26			




BOARDS  
**TWIN-TIPS**  
2017







A true revolution, the HELICAL RAIL DESIGN (H.R.D.) is a tri-part rail which delivers insane precision, advanced directional stability, surreal grip and ultimate comfort, all yet unknown in the world of twin-tips.



### 1 THIN RAIL

Towards the tip of the board, the rail returns to its original thin shape to ensure grip during take-off and pop.



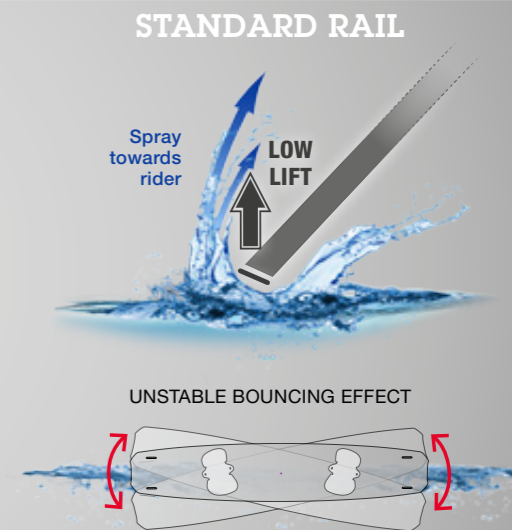
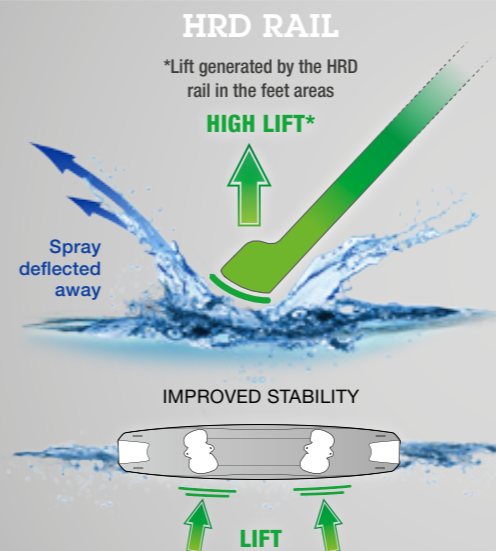
HRD RAIL  
Rail shape deflects the water away. The board slides over the water when landing.



STANDARD RAIL  
Rail shape runs through the water. The board grips into the water.


### 16 mm THICK INVERTED RAIL

2 In the feet areas, the rail profile is very thick and inverted which creates two support zones that stop any bouncing effect. It also generates impressive vertical lift that offers early planing and sensational drive. Its sharpened top edge reduces water spray towards the eyes and legs.



### 3 THIN & SHARP RAIL

On the central part, the rail is thin and sharp, allowing edging, jumping at any time, also delivering a huge grip and outstanding pop!



### BENEFITS

Using the HRD features, landing any jump or trick has never been so simple!

The HRD rail provides new performance and a truly unknown riding sensation like riding above the water. The 16 mm thick rail also strongly increases the resistance of the structure and locks the twist of the board. With its helical shape, the HRD rail is going to establish a new era in kite-surfing!



## HYBRID CAP RAIL ABS

### HYBRID CAP RAIL ABS

This construction process which cleverly combines the sleek lines and perfect grip of a cap construction rail with the toughness and durability of an ABS rail. As on a cap construction, the deck comes down towards the rail but finishes on a rounded ABS sidewall providing a shape similar to a surf style rail.

## DUAL CORE

### DUAL CORE TECHNOLOGY

It's the combination of wood and closed-cell foam to achieve a core of ideal stiffness and weight. Wake style boards require higher volume and therefore more thickness. So in order to keep the weight down, closed-cell foam is used as core material in low stress areas of the board while wood remains in high load areas to get a durable board with a perfectly tuned flex.

## ABS INVERTED RAIL

### ABS INVERTED RAIL

We sought to gain support and a more progressive and constant contact in the water. Starting with a surf rail type, we have only kept the bottom part and the result is a reversed rail profile. Its entry into the water is more gradual and the board feedback is softer.

## V DOUBLE CONCAVE

### V DOUBLE CONCAVE

Double concave sections are designed to direct as much as possible the water flow so that when riding the concaves provide clearly superior grip. During landings, the water is directed out making the touch-down smoother and more stable, avoiding unwanted bouncing and sliding effects.

## DIRECT DRIVE

### DIRECT DRIVE

This technology is present on our boards since 2001 and refers to a board with minimal thickness, a 100% wood core and a 100% fiberglass envelope. These interlocking elements meet the F-ONE standards for a kite board and provide maximum durability. The Direct Drive translate into a precise board, quick and active as it erases the flaws of the water surface, collecting its energy and giving it back for the best performance. The feeling of riding a rock solid board always in contact with the water without suffering from it is even greater.

## DYNAMIC FLEX

### DYNAMIC FLEX

Flexibility and impact absorption are synonymous with comfort; however comfort does not mean sacrificing control and performance. It is difficult to reach this compromise, and this is the main reason behind the development of the Dynamic Flex, which can absorb the chop, without compromising the control and edging.

## TWIST CONTROL

### TWIST CONTROL

The Twist Control, or Twist Carbon Control on certain models, allows to manage the board's twist and transversal reactivity. Depending on the model, this cross-shaped structure is either an add-on or cnc-machined directly into the wood core. Using it is also a guarantee of a better control whatever the water conditions. TC & TCC can also optimize the ratio weight/rigidity and weight/reactivity.

## WOOD CORE

### WOOD CORE

The wood forms the heart of your board and gives it most of its mechanical properties: strength, flex and resilience (ability to return to its original shape). Each year, in order to master these properties, we seek to optimize its distribution, particularly in terms of thickness.

## CONCAVE STEPS DESIGN

### CONCAVE STEP DESIGN

The combination of a bottom concave and a channel which tightens the central part, allows instant planing, with strong upwind potential. The concave absorbs the chop and improves its grip on the water. The channel enhances the flow of the water and relieves the pressure on the back foot, providing incomparable comfort.

## LITE TECH

### LITE TECH

Light up your board! The new LITE TECH (Integrated TPU Element) patented by ROSSIGNOL Snowboards is an F-ONE exclusivity in the kiting world bringing an incredible look and design to your board.




### 3D DECK STRUCTURE

Board flex is tuned through both materials and shape. The shape of the deck is especially engineered to make the board ultra responsive between your feet for maximum drive and precision with the flex increasing progressively towards the tips for maximum pop and comfort.



### TIP RECESS

Reduces the core volume (and weight) and adds extra flexibility towards the tip of the board. Combined with the other deck features, this makes the board stiff in the middle sections but with a nice flex towards the tips, making the drive very precise with a smooth riding feeling and extra pop for the jumps.



### LIFTED TIP CHANNELS

These channels help provide superior grip towards the tip of the board and are designed to be super-efficient during the pop. To form the channels, the tip of the board is raised in its central part, therefore creating added lift locally to the rocker of the board for better pop and easier landings.

## UNIBOX

### UNIBOX

The patented UNIBOX system and RESPONSE fins have a radical effect: the asymmetrical profile improves the general ride and early planing. However, it is the flex of the RESPONSE fins that gives amazing rail-grip as well as pop and forgiveness on heavy freestyle landings.



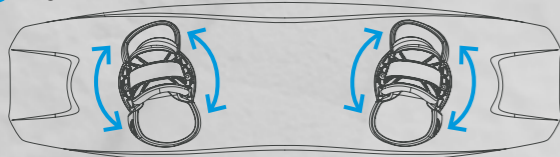


**PLATINIUM**<sup>3</sup>  
BINDINGS



# PLATINIUM<sup>3</sup> BINDINGS

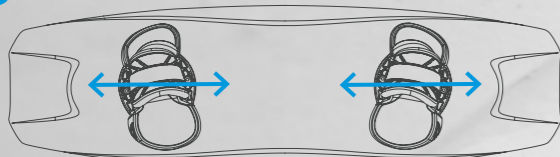
## 1 Angle



## 2 Foot position

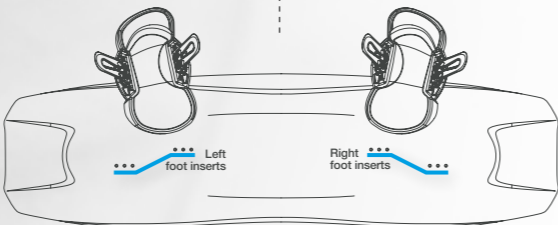
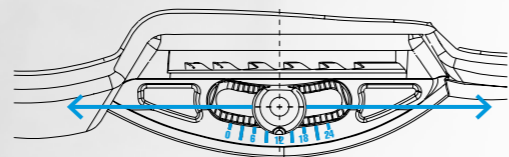
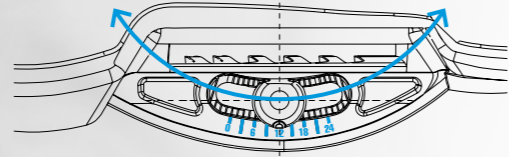


## 3 Stance

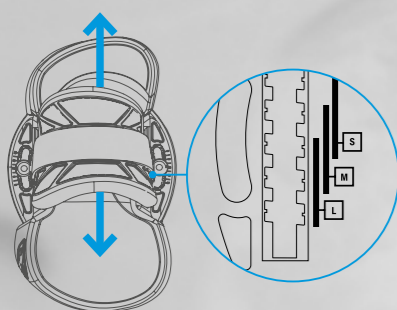


### THREE TUNING AXES TO SET THE PLATINIUM<sup>3</sup> BINDINGS ON THE BOARD FOR AN OPTIMUM RIDING POSITION:

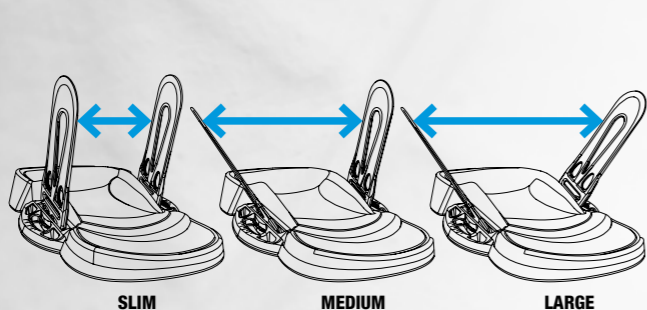
- 1 Angle: from 0° to 24°, you can select the foot angle that fits you the best.
- 2 Foot position: you can slide the PLATINIUM<sup>3</sup> BINDINGS forth or back on the board to place your feet at the right distance from the edge of the board.
- 3 Stance: all F-ONE boards offer three settings for the spacing of your feet.



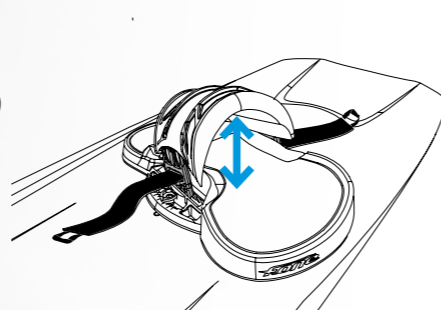
### THREE TYPES OF CONTROLS DEPENDING ON THE SIZE OF YOUR FEET FOR AN AMAZING COMFORT:



▶ Length adjustment




▶ Width adjustment



▶ Height adjustment

### A REFINED CONSTRUCTION:

- 1 Dual-density pad for an optimized comfort: white EVA areas are denser for a better support while the grey EVA areas are softer for more comfort. Combination of a fine anti-slip texture with a layer of thermoformed EVA to offer a perfect grip.



- 2 Assembly based on a light but solid base plate.
- 3 The PLATINIUM<sup>3</sup> BINDINGS form a block which can be positioned and fastened easily on the boards (requiring only two screws). They can also be transported easily without losing your finely tuned setup.

### AN ERGONOMIC PAD SHAPE:

- 1 Dedicated grab ridge in toe area.
- 2 Specific support area under the foot arch.
- 3 Lateral comfort flanges to protect your feet from the plastic straplocks.
- 4 Wide heel area to let you angle your foot as you feel like depending on your riding.
- 5 Optimized slope: the whole pad is canted towards the inside of the board to keep the feet perpendicular to the legs.



### A NEW GENERATION FOOTSTRAP:

- 1 A thermoformed structure combined with a triple density EVA core provide the footstraps with an ideal comfort and support.
- 2 Super resistant comfort neoprene.





Our patented UNIBOX system removes all constraints of the traditional fin profile design.

#### TECHNOLOGIES

The fin base goes through the board and is secured on top by a thin box. The main innovation of this system is that the box does not need to be integrated into the board; rather the board is sandwiched between the RESPONSE fin and its box. As a result, our 3 mm board

thickness and its flex are left untouched. With the UNIBOX system and its asymmetric profile, you gain in gliding efficiency and can start planing earlier. It improves the ride comfort as well thanks to the fins flex.

#### MOUNTING

The RESPONSE fins are color coded on their base (red and green) to facilitate their assembly and respect the asymmetrical profile. The matching color is also present inside the fin holes on the board. As a result, mounting

the fins is really easy: red on red, green on green. The box part on top of the board can be mounted in either direction. Since 2013, a notch has been added on the box so you can mount a leash board if you need to.

#### LEASH LINE SET UP



#### HANDLE

Ergonomic handle with pre-fitted screws and washers for an easy setup and to avoid losing it.







# TRAX HRD

CARBON  
SERIES




# TRAX HRD

- PRO FREESTYLE -

**CARBON  
SERIES**

cm	kg*
135 x 39	2.3
136 x 40.5	2.35
137 x 42	2.4
140 x 45 (LW)	2.5



- **Optimized design of the deck, volumes and core thicknesses**  
> More stress resistant

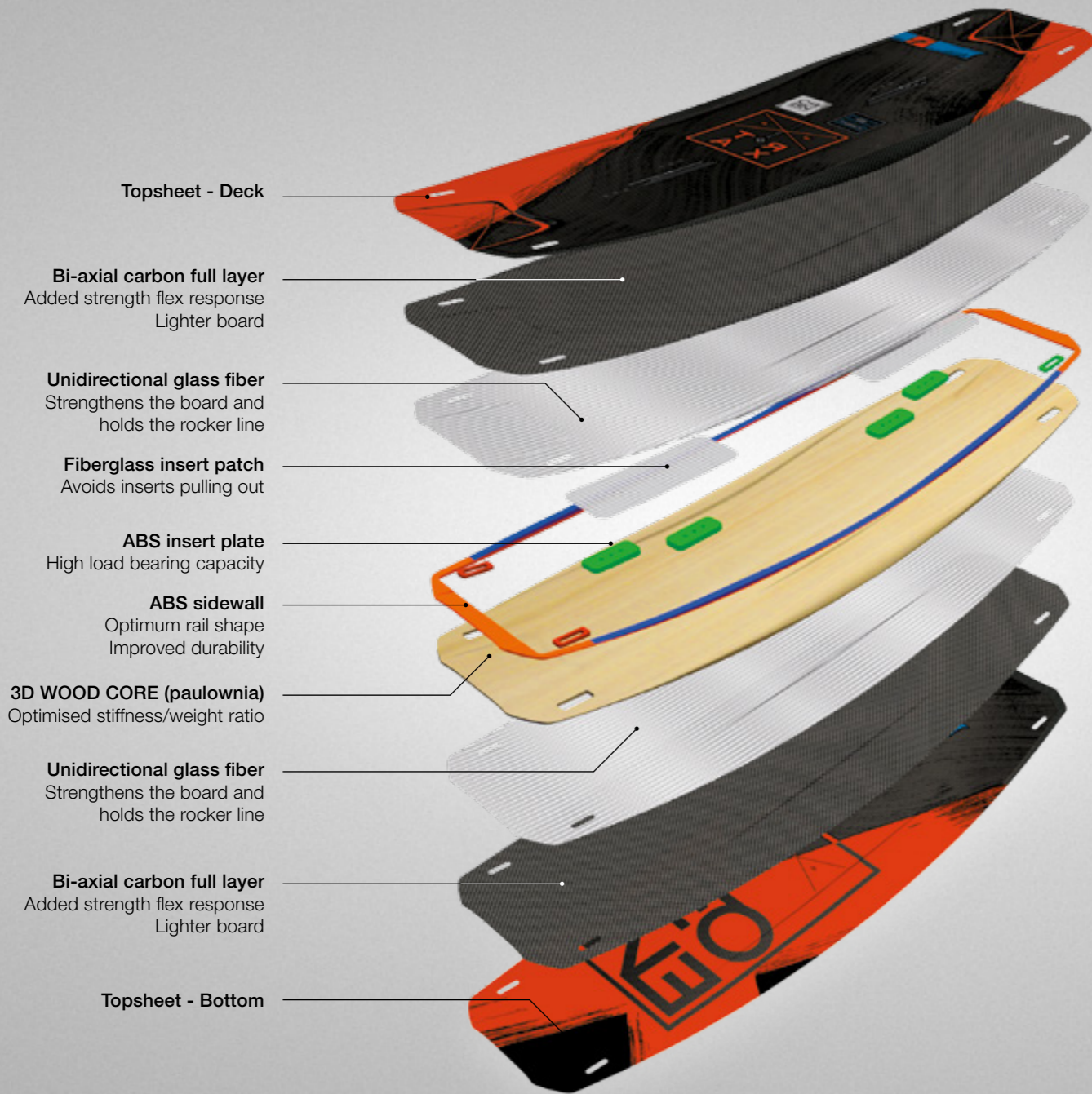
- **Carbon Construction**  
> Improved strength / weight ratio

- **Unrivalled shape**  
> Unmatched smooth riding, incredible drive, earlier planing, better upwind performance

- **Equipped with the revolutionary HELICAL RAIL DESIGN**  
> Superior edging, impressive stability and precision, huge comfort, forgiving

- **Bi-color ABS sidewall**

\*Indicative values, subjected to slight variations.



Topsheet - Deck

**Bi-axial carbon full layer**  
Added strength flex response  
Lighter board

**Unidirectional glass fiber**  
Strengthens the board and holds the rocker line

**Fiberglass insert patch**  
Avoids inserts pulling out

**ABS insert plate**  
High load bearing capacity

**ABS sidewall**  
Optimum rail shape  
Improved durability

**3D WOOD CORE (paulownia)**  
Optimised stiffness/weight ratio

**Unidirectional glass fiber**  
Strengthens the board and holds the rocker line

**Bi-axial carbon full layer**  
Added strength flex response  
Lighter board

Topsheet - Bottom








# TRAX HRD LITE TECH



# TRAX HRD LITE TECH

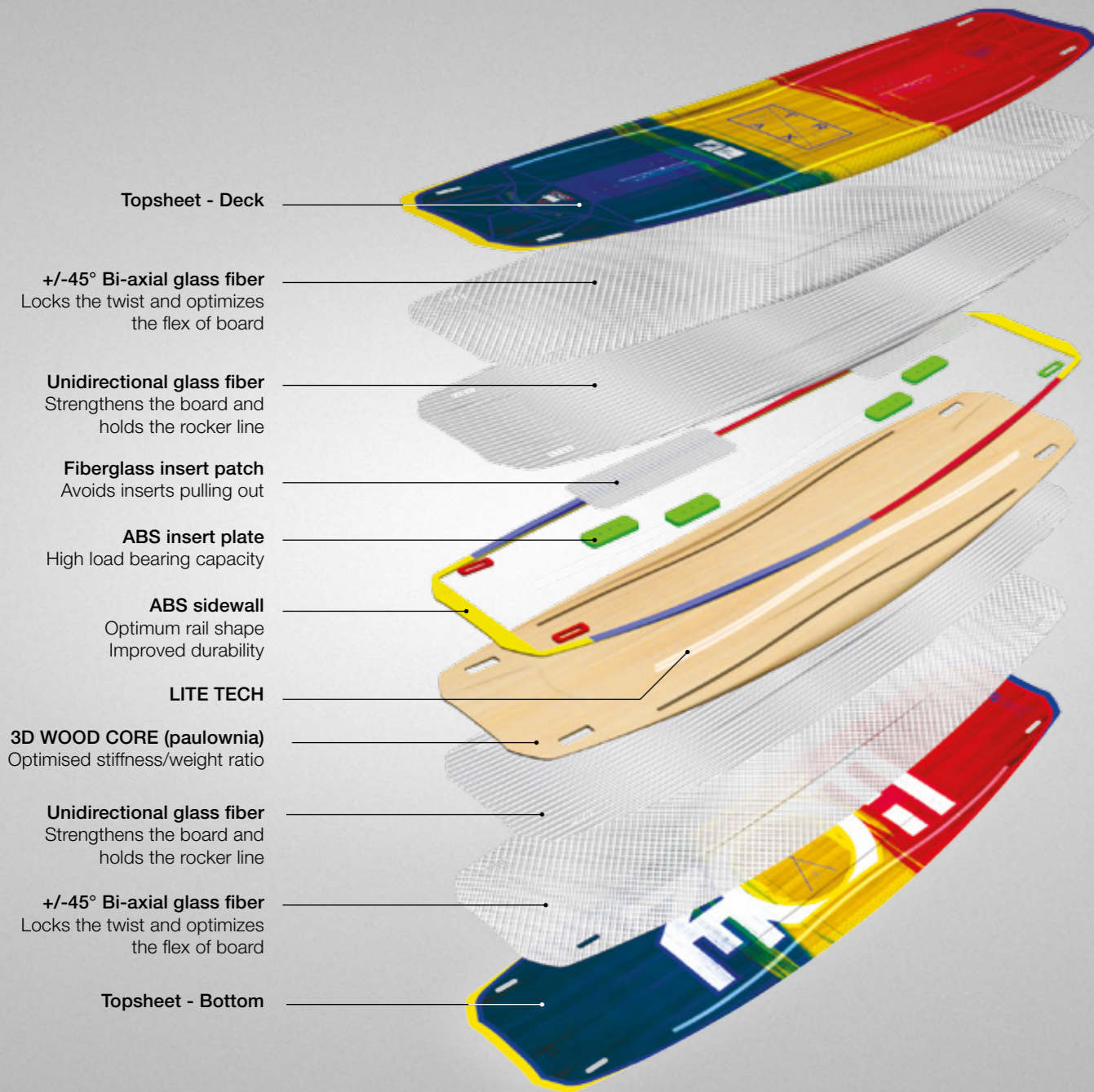
- FREESTYLE -

cm	kg*
135 x 39	2.7
136 x 40.5	2.75
137 x 42	2.8
140 x 45 (LW)	2.95



- **Optimized design of the deck, volumes and core thicknesses**  
> More stress resistant
- **Bi-axial glass construction**  
> More comfort and precision
- **Unrivalled shape**  
> Unmatched smooth riding, incredible drive, earlier planing, better upwind performance
- **Equipped with the revolutionary HELICAL RAIL DESIGN**  
> Superior edging, impressive stability and precision, huge comfort, forgiving
- **Three-colored sidewall**

\*Indicative values, subjected to slight variations.



Topsheet - Deck

**+/-45° Bi-axial glass fiber**

Locks the twist and optimizes the flex of board

**Unidirectional glass fiber**

Strengthens the board and holds the rocker line

**Fiberglass insert patch**

Avoids inserts pulling out

**ABS insert plate**

High load bearing capacity

**ABS sidewall**

Optimum rail shape  
Improved durability

**LITE TECH**

**3D WOOD CORE (paulownia)**

Optimised stiffness/weight ratio

**Unidirectional glass fiber**

Strengthens the board and holds the rocker line

**+/-45° Bi-axial glass fiber**

Locks the twist and optimizes the flex of board

Topsheet - Bottom





**TRAX HRD**  
*GIRL*  
LITE TECH






# TRAX HRD GIRL LITE TECH


- FREESTYLE -

cm	kg*
135 x 39	2.7
136 x 40.5	2.75



- **Optimized design of the deck, volumes and core thicknesses**  
> More stress resistant
- **Bi-axial glass construction**  
> More comfort and precision
- **Unrivalled shape**  
> Unmatched smooth riding, incredible drive, earlier planing, better upwind performance
- **Equipped with the revolutionary HELICAL RAIL DESIGN**  
> Superior edging, impressive stability and precision, huge comfort, forgiving
- **Bi-color sidewall**

\*Indicative values, subjected to slight variations.



- Topsheet - Deck**
- +/-45° Bi-axial glass fiber**  
Locks the twist and optimizes the flex of board
- Unidirectional glass fiber**  
Strengthens the board and holds the rocker line
- Fiberglass insert patch**  
Avoids inserts pulling out
- ABS insert plate**  
High load bearing capacity
- ABS sidewall**  
Optimum rail shape  
Improved durability
- LITE TECH**
- 3D WOOD CORE (paulownia)**  
Optimised stiffness/weight ratio
- Unidirectional glass fiber**  
Strengthens the board and holds the rocker line
- +/-45° Bi-axial glass fiber**  
Locks the twist and optimizes the flex of board
- Topsheet - Bottom**







# ACID HRD

CARBON  
SERIES

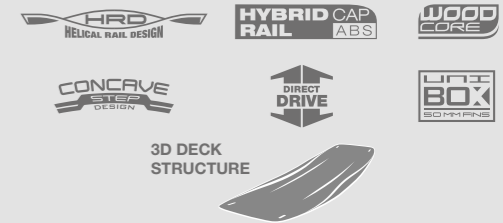


# ACID HRD

- PRO NEW SCHOOL -

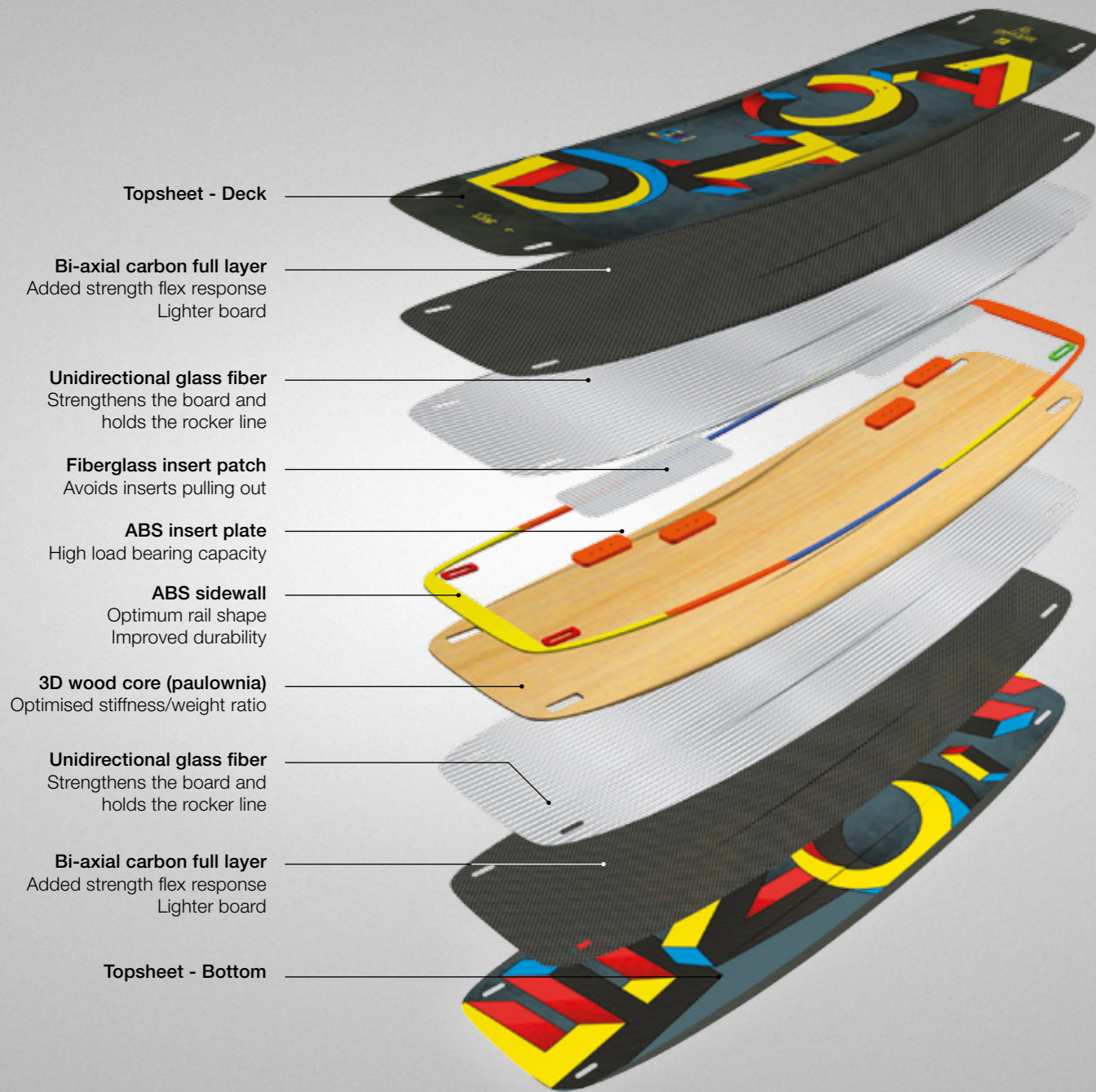


cm	kg*
132 x 40	2.45
133 x 42	2.6



- **Rocker and concave shape dedicated to New School Freestyle**  
> Better speed control and better pop
- **Improved deck**  
> More stress resistant
- **Carbon construction**  
> Improved strength / weight ratio
- **Outstanding shape**  
> Increased control, maximum edge grip and pop anytime, anywhere !
- **Equipped with the revolutionary HELICAL RAIL DESIGN**  
> Superior edging, impressive stability and precision, huge comfort, very forgiving, smoother landings
- **Three-colored ABS sidewall**

\*Indicative values, subjected to slight variations.



- Topsheet - Deck**
- Bi-axial carbon full layer**  
Added strength flex response  
Lighter board
- Unidirectional glass fiber**  
Strengthens the board and holds the rocker line
- Fiberglass insert patch**  
Avoids inserts pulling out
- ABS insert plate**  
High load bearing capacity
- ABS sidewall**  
Optimum rail shape  
Improved durability
- 3D wood core (paulownia)**  
Optimised stiffness/weight ratio
- Unidirectional glass fiber**  
Strengthens the board and holds the rocker line
- Bi-axial carbon full layer**  
Added strength flex response  
Lighter board
- Topsheet - Bottom**





# ACID HRD LITE TECH






# ACID HRD LITE TECH

- NEW SCHOOL -

cm	kg*
132 x 40	2.8
133 x 42	3



- **Rocker and concave shape dedicated to New School Freestyle**  
> Better speed control and better pop

- **Improved deck**  
> More stress resistant

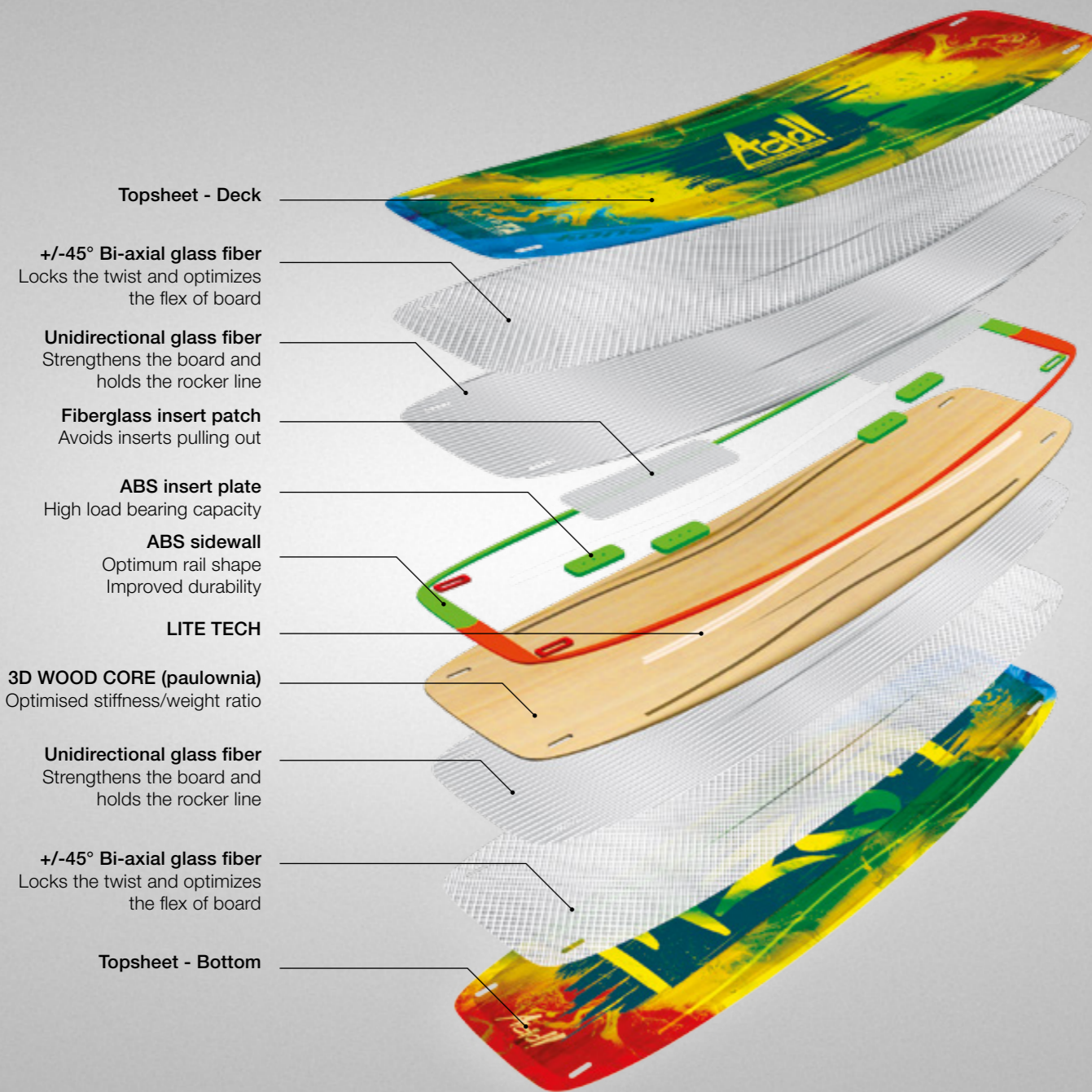
- **Bi-Axial Construction**  
> More comfort and precision

- **Outstanding shape**  
> Increased control, maximum edge grip and pop anytime, anywhere !

- **Equipped with the revolutionary HELICAL RAIL DESIGN**  
> Superior edging, impressive stability and precision, huge comfort, very forgiving, smoother landings

- **Bi-color ABS sidewall**

\*Indicative values, subjected to slight variations.

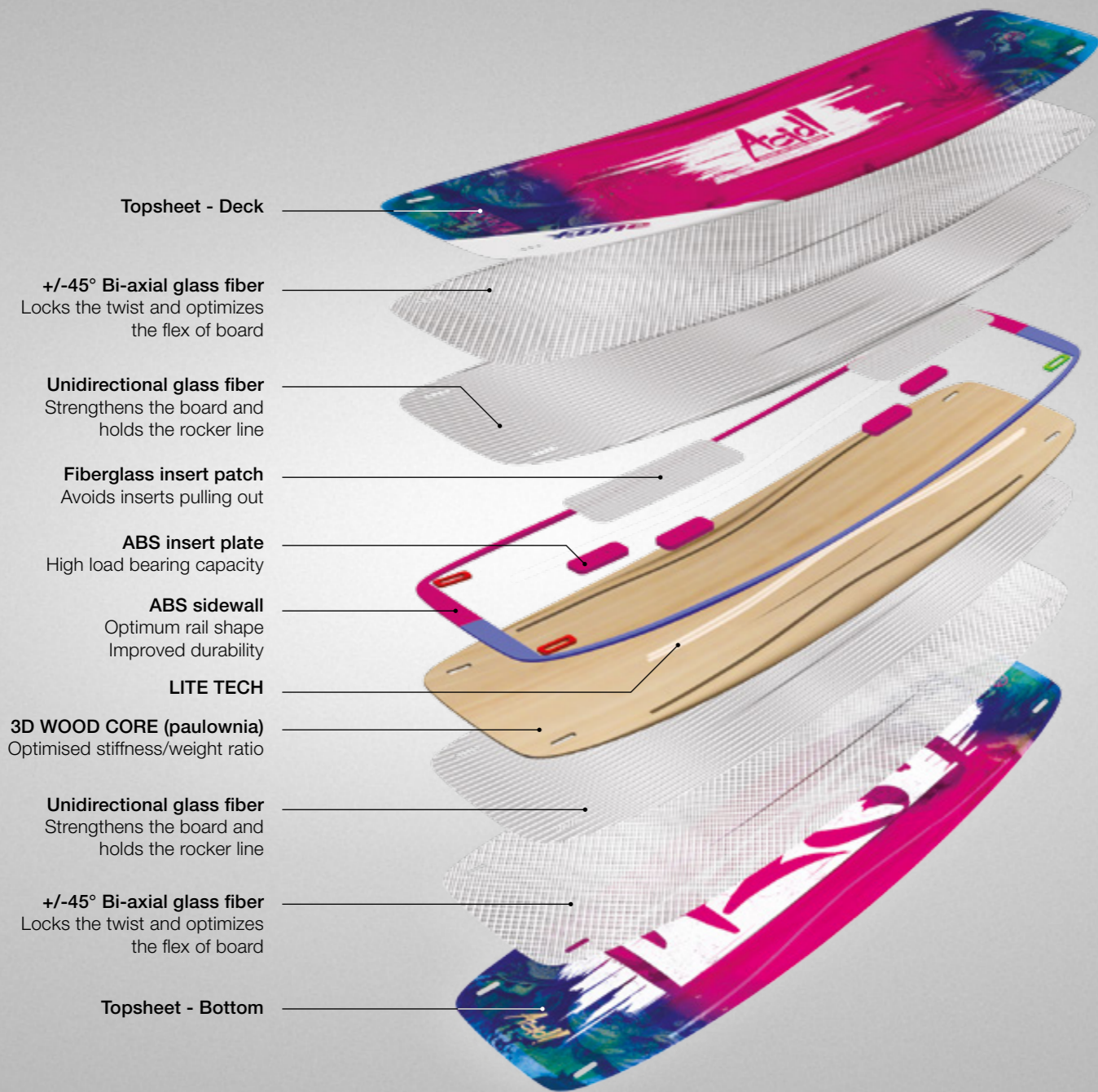






**ACID HRD**  
*GIRL*  
LITE TECH






# ACID HRD GIRL LITE TECH

- NEW SCHOOL -

cm	kg*
132 x 40	2.7
133 x 42	2.9



- **Rocker and concave shape dedicated to New School Freestyle**  
> Better speed control and better pop
- **Improved deck**  
> More stress resistant
- **Bi-Axial Construction**  
> More comfort and precision
- **Outstanding shape**  
> Increased control, maximum edge grip and pop anytime, anywhere !
- **Equipped with the revolutionary HELICAL RAIL DESIGN**  
> Superior edging, impressive stability and precision, huge comfort, very forgiving, smoother landings
- **Bi-color ABS sidewall**

\*Indicative values, subjected to slight variations.





**ACID**  
*NEXT GENERATION*  
LITE TECH



# ACID NEXT GENERATION LITE TECH

- YOUTH NEW SCHOOL -

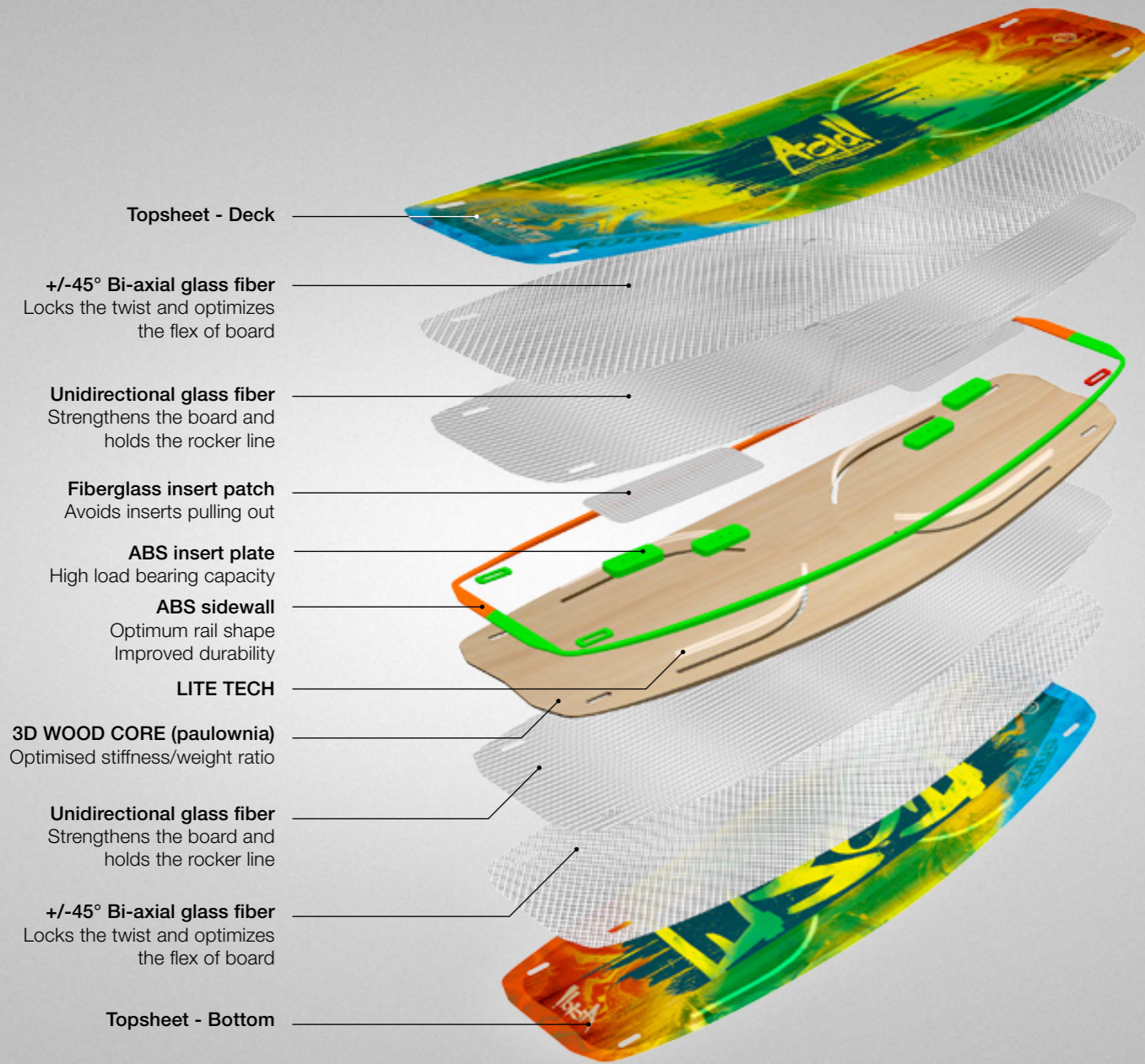
cm	kg*
127 x 37	2.2
130 x 39	2.3



- **Dedicated New School youth weapon**
  - > Impressive control and stability
  - > Flex adapted to lightweight riders
  - > Amazing pop
  - > Incredibly light
  - > Responsive under your feet

- **Bi-color ABS sidewall**

\*Indicative values, subjected to slight variations.





# SPICY





# SPICY

- WAKESTYLE -

cm	kg*
138 x 42	3.3

HYBRID RAIL CAP ABS

DUAL CORE

V.D. DOUBLE BONDING

LIFTED TIP CHANNELS

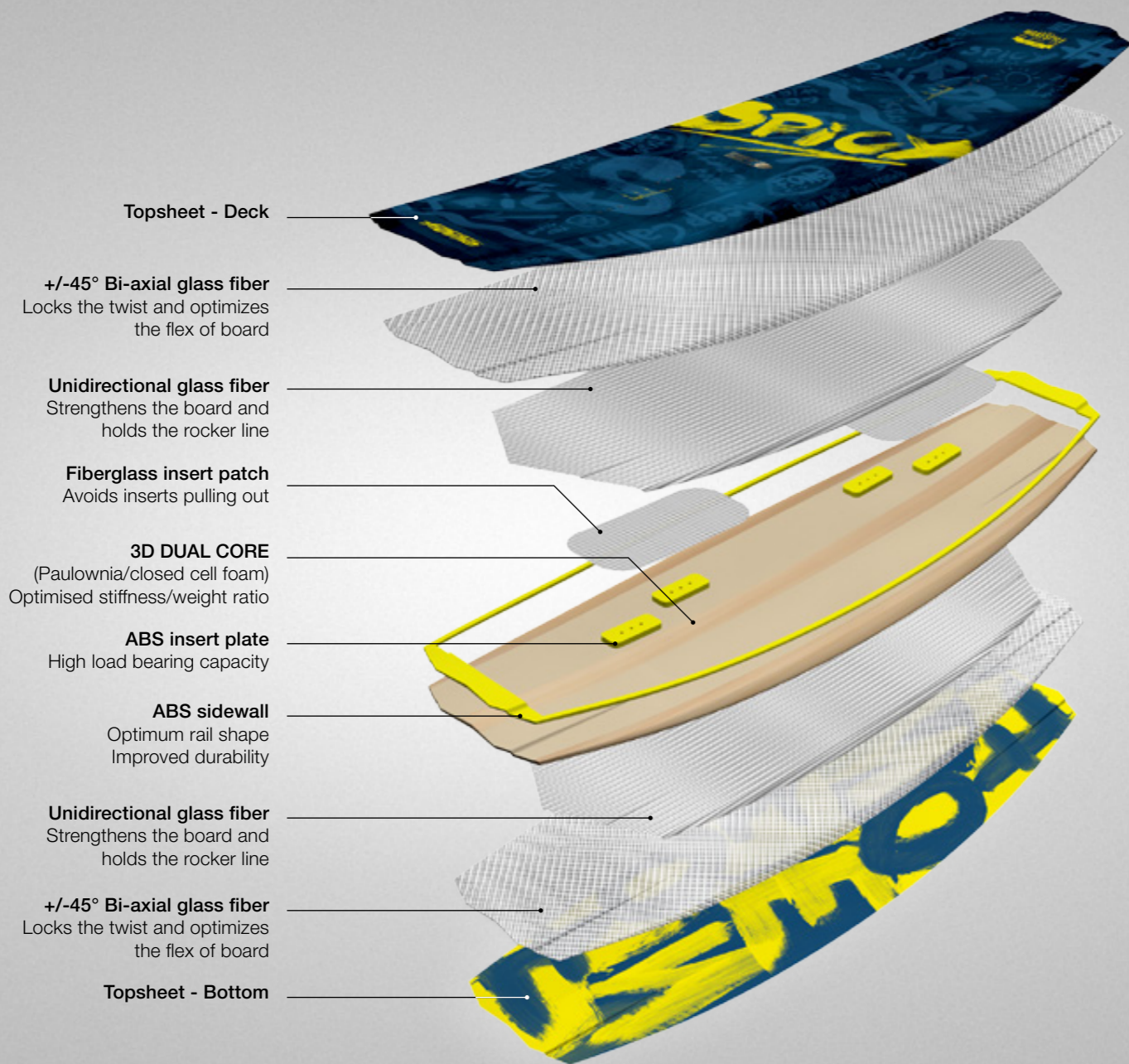


• **Uncompromised wakestyle board**

- > Unique shape developed for bindings
- > Explosive pop
- > Perfect speed control
- > Ultra-soft landing
- > Ideal twist control
- > Forgiving with superior durability
- > G10 wake fins



\*Indicative values, subjected to slight variations.



Topsheet - Deck

**+/-45° Bi-axial glass fiber**  
Locks the twist and optimizes the flex of board

**Unidirectional glass fiber**  
Strengthens the board and holds the rocker line

**Fiberglass insert patch**  
Avoids inserts pulling out

**3D DUAL CORE**  
(Paulownia/closed cell foam)  
Optimised stiffness/weight ratio

**ABS insert plate**  
High load bearing capacity

**ABS sidewall**  
Optimum rail shape  
Improved durability

**Unidirectional glass fiber**  
Strengthens the board and holds the rocker line

**+/-45° Bi-axial glass fiber**  
Locks the twist and optimizes the flex of board

Topsheet - Bottom







UNIK



# UNIK

- FREESTYLE / FREERIDE -

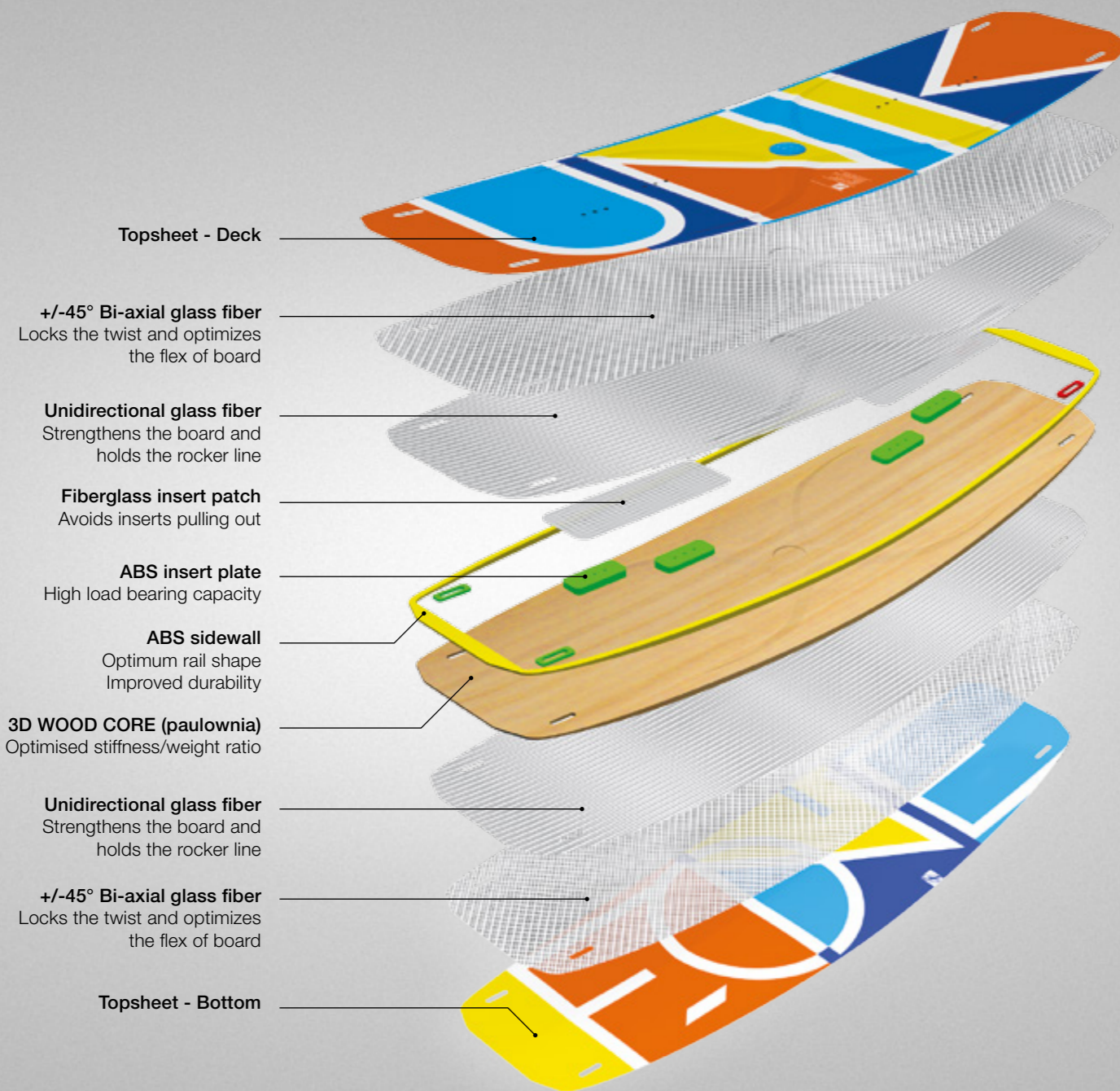
cm	kg*
134 x 40.5	2.6
135 x 42	2.7



• **Unrivalled Freeride abilities**

- > Combines performance and accessibility in all conditions
- > Light with high versatility
- > Highly effective and quick early planing
- > Impressive control

\*Indicative values, subjected to slight variations.







NEXT



# NEXT

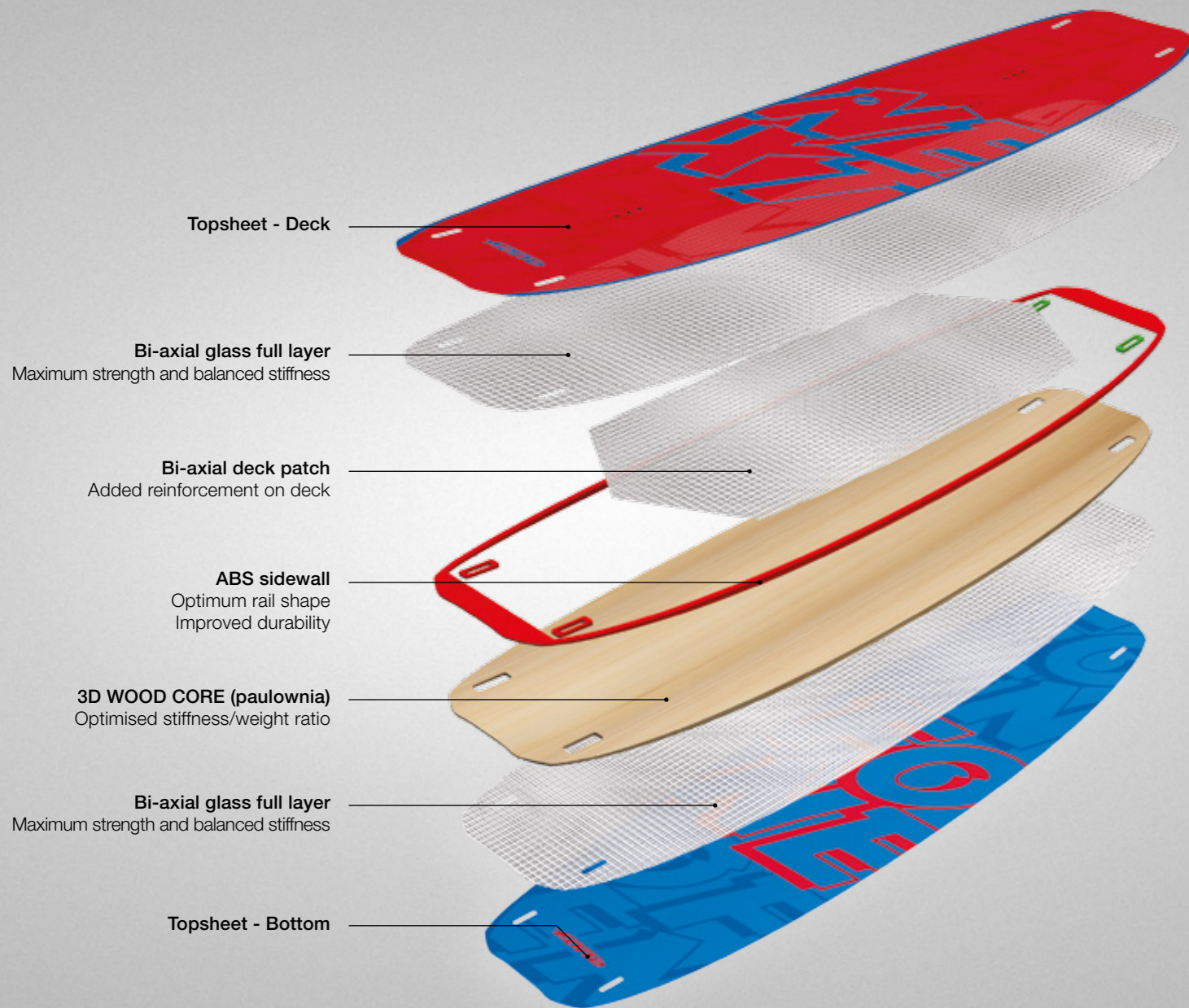
- FREERIDE -

cm	kg*
138 x 40	2.7
140 x 42	2.9



- **Freeride perfect weapon**
  - > Very comfortable & forgiving
  - > Early planing
  - > Great upwind performance
  - > Incredible control and stability

\*Indicative values, subjected to slight variations.



Topsheet - Deck

Bi-axial glass full layer

Maximum strength and balanced stiffness

Bi-axial deck patch

Added reinforcement on deck

ABS sidewall

Optimum rail shape  
Improved durability

3D WOOD CORE (paulownia)

Optimised stiffness/weight ratio

Bi-axial glass full layer

Maximum strength and balanced stiffness

Topsheet - Bottom







NEXT LW



# NEXT LW

- FREERIDE / LIGHTWIND -

cm	kg*
148 x 45	3.3
150 x 48	3.7



• **Unmatched performance in lightwind**

- > Very comfortable & forgiving
- > Early planing
- > Great upwind performance
- > Incredible control and stability

\*Indicative values, subjected to slight variations.



Topsheet - Deck

Bi-axial glass full layer

Maximum strength and balanced stiffness

Bi-axial deck patch

Added reinforcement on deck

ABS sidewall

Optimum rail shape  
Improved durability

3D WOOD CORE (paulownia)

Optimised stiffness/weight ratio

Bi-axial glass full layer

Maximum strength and balanced stiffness

Topsheet - Bottom



BOARDS  
**SURFKITES**  
2017







This sandwich construction (high density foam + fiberglass + carbon) provides the board with a strong resistance and lighter weight compared to the FULL BAMBOO version. This new construction improves the weight / resistance ratio of the Mitu MONTEIRO CARBON SERIES & SIGNATURE CARBON SERIES models which remain among the lightest and best performing boards of the market.



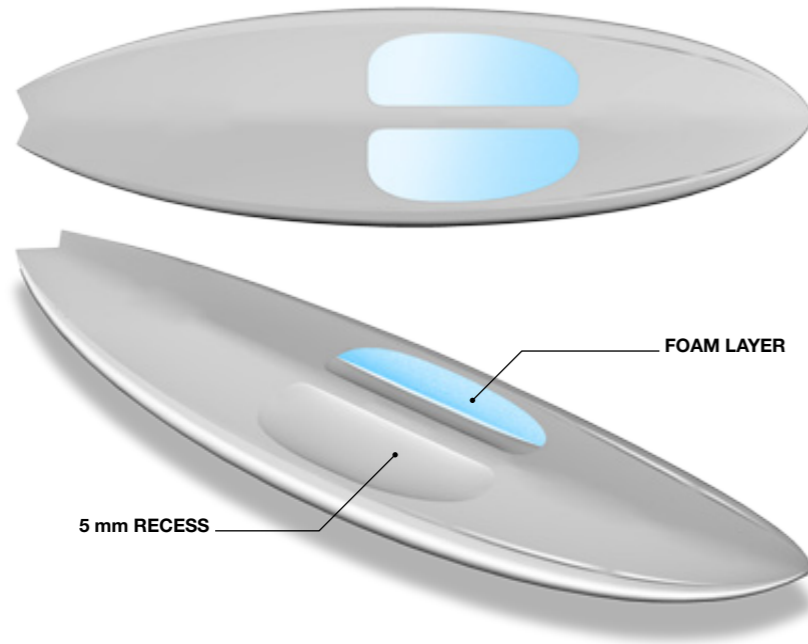
The introduction of this new construction represents a major change into the F-ONE surfboard range: the two Key products (MITU MONTEIRO & SIGNATURE) are now dispensed with bamboo. To face the ever higher constrains applied by the riders on their surfkites, F-ONE has engineered a new foam composite construction with optimized flex, for maximum reliability, comfort and maneuverability. The mechanical characteristics achieved by this construction provide a lighter weight and a perfect surfboard feel.







The deck has been recessed by 5 mm on a wide area underneath the front foot in order to add an EVA shock absorbing foam layer. This foam layer absorbs effectively all impacts for the rider and makes the board even more durable.



#### CAMEL DRIVE DECK

With its unique design that fits the shape of the feet, the CAMEL DRIVE DECK will offer multiple advantages: it will lower and stabilize the heel of the surfer and lock its arch on a rounded center line. It will improve stability, maneuverability and increase the rider's board control in any conditions.



#### DOUBLE BAMBOO DECK

The board deck is strengthened in its core, with a sandwich construction made of two layers of bamboo. Thanks to this process, the board is more resistant to dents.



#### FULL BAMBOO

The FULL BAMBOO construction has been developed to strengthen the hull and the deck of the board. An optimal ratio weight/resistance has been achieved!



#### PAD

The front pad is perfectly nested into the specific shape of the CAMEL DRIVE DECK. This guarantees a unique comfort whether riding strapped or strapless, the latter being more traumatic. The pad extends quite far on the front deck to fit nicely with the specific stance required for strapless riding.



#### SURF STRAP

The shape and material for the new surf strap have been carefully selected to bring you maximum comfort and support while riding.



# SURFKITE

Mitu MONTEIRO  
PRO MODEL

**The 2017 PRO MODEL MITU MONTEIRO range is the 4<sup>th</sup> edition of this bestseller! Those high performance boards especially designed for strapless riding became a reference on the market in just a few years. This year, the range receives two new models: the ultra-light CARBON version and the ESL version!**

Throughout the years, Mitu has acquired an impressive experience and expertise while being a clear pioneer of strapless riding. Having a really good feel for the gear with some sharp analytical skills and a lot of curiosity, he got totally involved in the development of his pro model. Mitu also likes to try a lot of different boards while kiting but also for surfing. His approach therefore stays true to F-ONE's ethos of creating products that are high performance but always remain ultra-versatile.

The MITU MONTEIRO PRO MODEL receives the proven HD FOAM FLEX COMPOSITE construction which improves the board so much thanks to its flexibility and comfort. This includes a high density foam sandwich, with optimized flex to improve reliability, provide outstanding comfort and better maneuverability while keeping the boards lighter.

The HEEL SHOCK ABSORBER featured on the deck softens all impacts and landings for the rider while increasing the board durability. Mitu used to like longer boards because of the added stability they offer. With the compact outline and the rounded nose, we have achieved a shorter board which keeps some great directional stability.

The outline is designed to make the tricks easier and get a more responsive board. Yet the boards remain rather wide to get a lot of lift and make the most of the waves' energy. Looking at the bottom, we have used a very deep single concave that extends all the way back to the fins. This guarantees an early planing with sharp accelerations on and off the surf while helping out dealing with the chop.


The two smaller sizes, which include the 5'6" and a new 5'4", benefit from a bit more rocker on the tail to achieve more maneuverability and control, especially in the

surf. On the other side, the two larger sizes, 5'8" & 5'10", the concave has been reduced slightly around the fins to make the board easier and more progressive in the turns and while carving. The Mitu MONTEIRO boards are all equipped with a tri-fin setup for a faster ride and a lighter weight for the tricks.

On deck, the CAMEL DECK shape helps nesting your feet into the board for an incredible control while the grab rail at the front will help out during the tricks. By testing it on all the different spots of his island Mitu pushed hard to develop a truly innovative range of boards which excels in all kind of riding. A typical day usually includes some freestyle at Kite Beach in the morning, followed by a kite wave session in Ponta Preta in the afternoon, before a late surfing session in the evening when the wind has gone. And doing it all with the same board does not seem to take anything off his impressive riding level!



EVA Pad  
 HEEL SHOCK ABSORBER  
 Gloss varnish & artwork  
 Heel patch  
 Glass laminate  
 Deck patch  
 Glass laminate  
 Top layer  
 Glass laminate  
 High density foam  
 Underlayer  
 Glass laminate  
 25 kg EPS foam core  
 Rail reinforcement  
 Glass laminate  
 FUTURES® fin box  
 Underlayer  
 Glass laminate  
 High density foam  
 Outside layer  
 Glass laminate  
 Fin reinforcement patch  
 Glass laminate  
 Gloss varnish & artwork



- **OUTSTANDING ROCKER,**  
insane maneuverability and control  
in the surf construction
- Amazing feeling and versatility while riding!!!
- **HD FOAM FLEX COMPOSITE**
- **HEEL SHOCK ABSORBER**

- **CAMEL DRIVE DECK**
- Nose channel
- Front pad kick
- Compact grab rail

# SURFKITE

Mitu MONTEIRO  
 PRO MODEL



**5'4"**  
 162 x 46 cm  
 18 L  
 3.10 kg\*

**5'6"**  
 167 x 46.5 cm  
 19 L  
 3.25 kg\*

**EQUIPMENT**

- Full pads
- FUTURES® F4 437
- FUTURES® box
- F-ONE surf straps (optional)

\*indicative values, subjected to slight variations.



EVA Pad

HEEL SHOCK ABSORBER

Gloss varnish & artwork

Heel patch  
Glass laminate

Deck patch  
Glass laminate

Top layer  
Glass laminate

High density foam

Underlayer  
Glass laminate

25 kg EPS foam core

Rail reinforcement  
Glass laminate

FUTURES® fin box


Underlayer  
Glass laminate

High density foam

Outside layer  
Glass laminate

Fin reinforcement patch  
Glass laminate

Gloss varnish & artwork



- **OUTSTANDING ROCKER,**  
insane maneuverability and control  
in the surf construction
- Amazing feeling and versatility while riding!!!
- **HD FOAM FLEX COMPOSITE**
- **HEEL SHOCK ABSORBER**

- **CAMEL DRIVE DECK**
- Nose channel
- Front pad kick
- Compact grab rail

# SURFKITE

## Mitu MONTEIRO PRO MODEL



**5'8"**

172 x 47 cm  
20 L  
3.4 kg\*

**5'10"**

177 x 48.5 cm  
21 L  
3.55 kg\*

### EQUIPMENT

- Full pads
- FUTURES® F4 437 fins
- FUTURES® box
- F-ONE surf straps (optional)

\*Indicative values, subjected to slight variations.



# SURFKITE

Mitu MONTEIRO  
PRO MODEL



The level of strapless riding has increased so much for both the professionals and also for the average rider. When riding strapless, any weight loss translates into a direct advantage for the wind to keep the board pressed against your feet.

From the very first prototypes, the feedback on the carbon built Mitu was excellent! We have focused our development work on the technology and materials to offer the best possible construction. This was done following two main criteria:

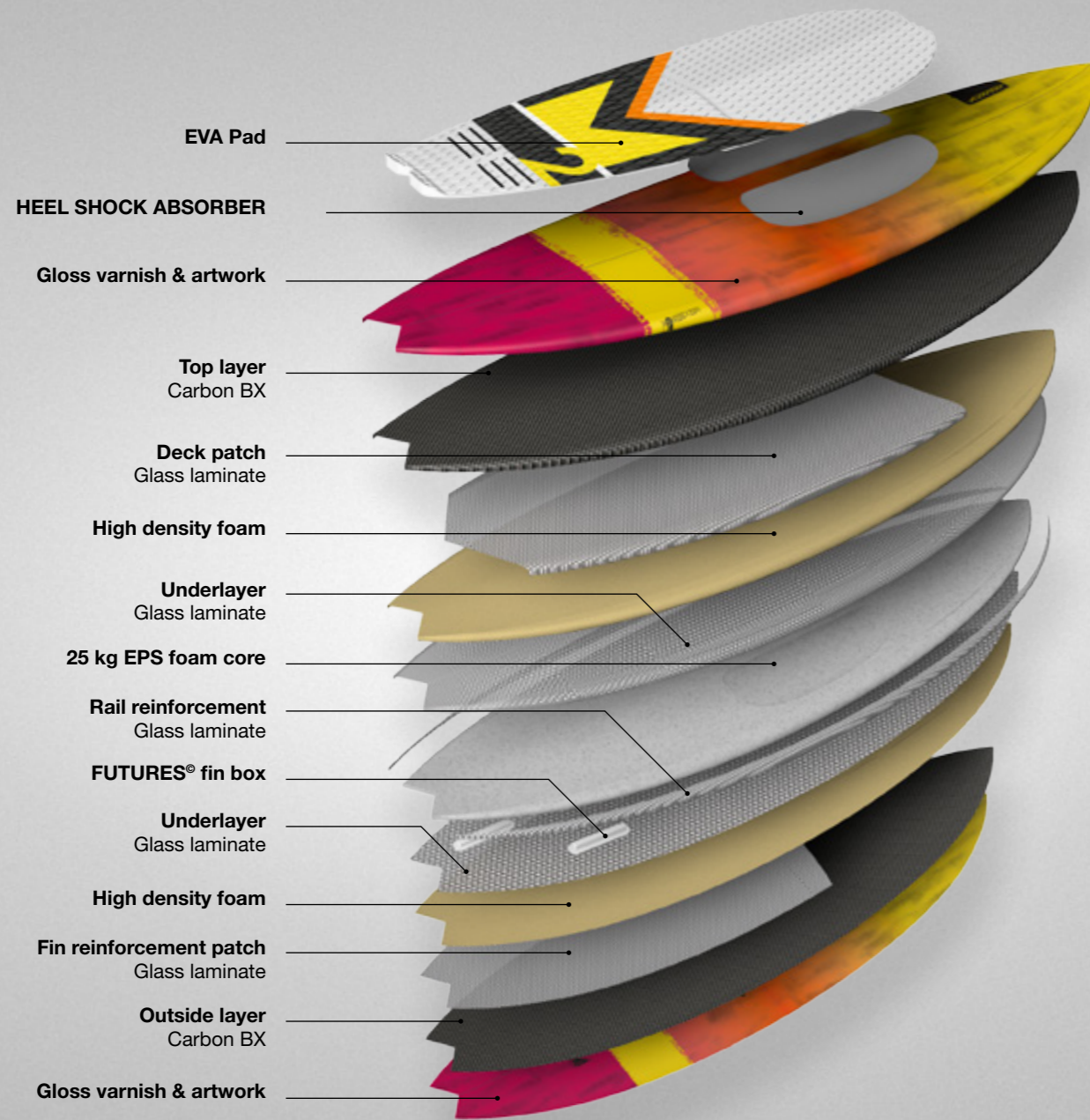
► The Weight: everything has been done to get an extremely light and reliable board. We have decided to use a HD FOAM CARBON COMPOSITE construction with a brushed finish that allows for a lighter weight. This sandwich construction (High density foam / carbon) has been used for several years in our SUP range and allows us to reach an ideal weight / resistance

ratio. Being dedicated to strapless riding, this version is manufactured without straps inserts to save another one hundred grams.

► The Comfort: we have worked specifically on the flex of the board as carbon tends to naturally bring more stiffness. We have selected a 45° bi-axial carbon fabric, to get rid of any longitudinal fibers and to keep the flex of the board.

With its exceptional shape and this HD FOAM CARBON COMPOSITE technology bringing significant weight advantages, the Mitu is transformed and provides incredible sensations.





EVA Pad

HEEL SHOCK ABSORBER

Gloss varnish & artwork

Top layer  
Carbon BX

Deck patch  
Glass laminate

High density foam

Underlayer  
Glass laminate

25 kg EPS foam core

Rail reinforcement  
Glass laminate

FUTURES® fin box

Underlayer  
Glass laminate

High density foam

Fin reinforcement patch  
Glass laminate

Outside layer  
Carbon BX

Gloss varnish & artwork

- **ULTRA LIGHT WEIGHT!**
- **OUTSTANDING ROCKER,**  
insane maneuverability and control  
in the surf construction
- Amazing feeling and versatility while riding!!!
- **HD FOAM CARBON COMPOSITE**

- **HEEL SHOCK ABSORBER**
- **CAMEL DRIVE DECK**
- Nose channel
- Front pad kick
- Compact grab rail

# SURFKITE

Mitu MONTEIRO  
**PRO MODEL**

CARBON  
SERIES



**5'4"**

162 x 46 cm  
18 L  
2.80 kg\*

**5'6"**

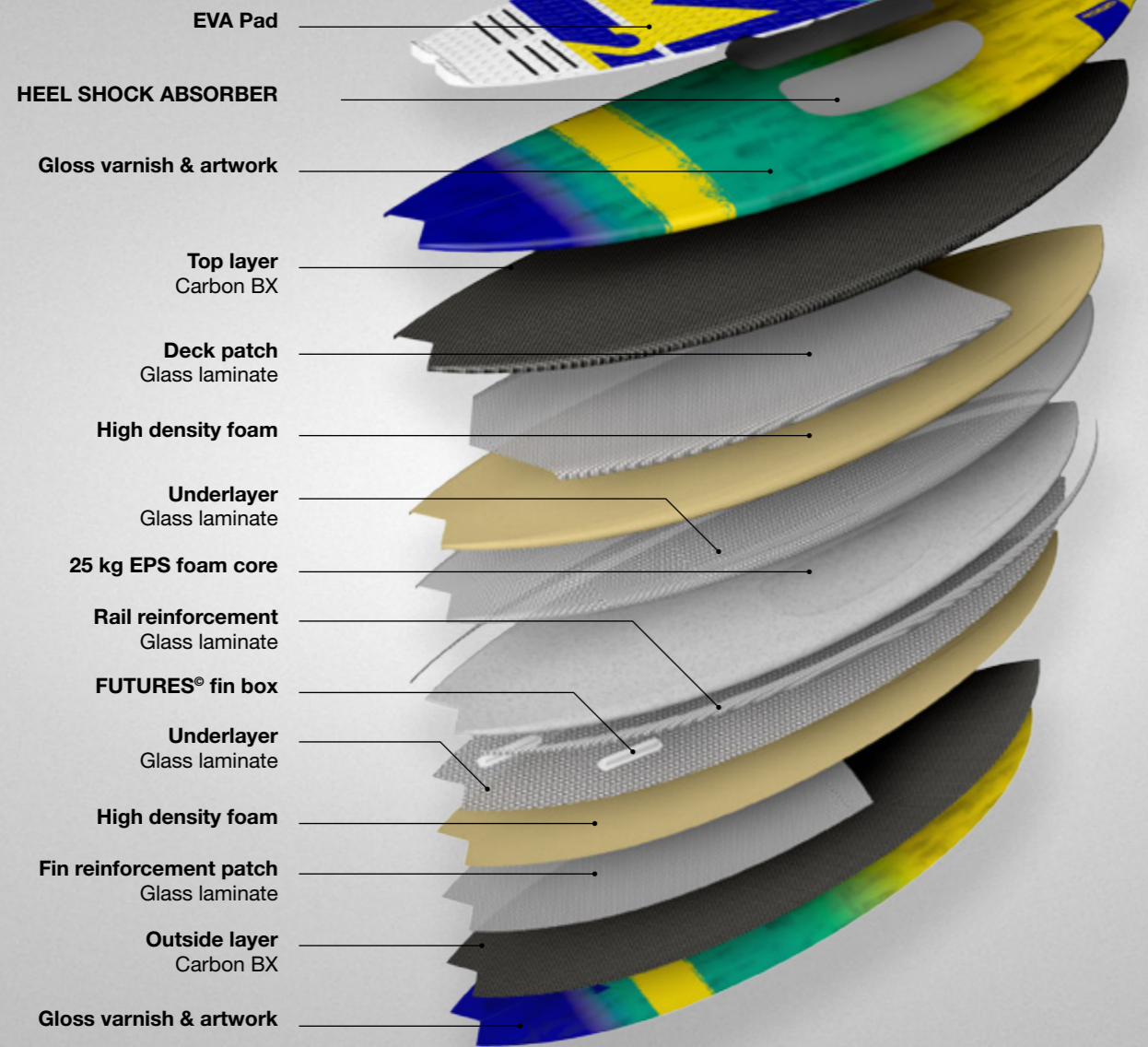
167 x 46.5 cm  
19 L  
2.95 kg\*

**EQUIPMENT**

- Full pads
- FUTURES® F4 437 fins
- FUTURES® box
- F-ONE surf straps (optional)

\*indicative values, subjected to slight variations.





- **ULTRA LIGHT WEIGHT!**
- **OUTSTANDING ROCKER,**  
insane maneuverability and control  
in the surf construction
- Amazing feeling and versatility while riding!!!
- **HD FOAM CARBON COMPOSITE**

- **HEEL SHOCK ABSORBER**
- **CAMEL DRIVE DECK**
- Nose channel
- Front pad kick
- Compact grab rail

# SURFKITE

Mitu MONTEIRO  
**PRO MODEL**

CARBON  
SERIES



**5'8"**  
172 x 47 cm  
20 L  
3.10 kg\*

**5'10"**  
177 x 48.5 cm  
21 L  
3.25 kg\*

EQUIPMENT	
Full pads	.....
FUTURES® F4 437 fins	.....
FUTURES® box	.....
F-ONE surf straps (optional)	.....

\*indicative values, subjected to slight variations.



# SURFKITE

Mitu MONTEIRO  
PRO MODEL ESL

Since the first MITU PRO MODEL 4 years ago, we have focused on one single objective: offer the best technology to bring unique sensations and exceptional comfort.


The Mitu boards have become genuine technological marvels featuring many built-in features: HD FOAM FLEX COMPOSITE, HEEL SHOCK ABSORBER, full pads...

For the ESL version, we have elected to use our original BAMBOO SANDWICH CONSTRUCTION, which was an F-ONE innovation and a tremendous success.

ESL stands for ESSENTIAL as this is all we have kept for this original technology. Fitted with a full bamboo sandwich on both deck and bottom with double bamboo layer on deck to strengthen the area under your feet, the board is very resistant to local impacts and offers great comfort.

Equipped with a tail pad only for the riders who prefer a direct contact with the board and use some wax, this board also shares the latest shape and design of the Mitu range.





- **OUTSTANDING ROCKER,** insane maneuverability and control in the surf construction
- Amazing feeling and versatility while riding!!!
- **BAMBOO SANDWICH TECHNOLOGY**

- **DOUBLE BAMBOO DECK**
- Nose channel
- Compact grab rail

# SURFKITE

## Mitu MONTEIRO PRO MODEL ESL



**5'6"**

167 x 46.5 cm  
19 L  
3.40 kg\*

**5'8"**

172 x 47 cm  
20 L  
3.55 kg\*

**EQUIPMENT**

- ..... Tail pad
- ..... FUTURES® F4 437 fins
- ..... FUTURES® box
- ..... F-ONE surf straps (optional)

\*indicative values, subjected to slight variations.



# SURFKITE SIGNATURE

**The SIGNATURE boards are designed for pure surfing with a shape that comes out of a long evolution of our kite surfboards. This year we introduce an ultra lightweight carbon version.**

The SIGNATURE boards are designed for pure surfing with a shape that comes out of a long evolution of our kite surfboards. This year we introduce an ultra lightweight carbon version.

With the CAMEL DECK shape, the volume has been maximized in the middle sections of the boards before fading out towards to tail to keep heel of the rear foot as low as possible for a better control.

The HEEL SHOCK ABSORBER featured on deck makes sure all impacts feel softer for the rider to achieve a smoother ride and increases the board durability. The rail is thick and rounded towards the nose to make the board more forgiving with more stability and support from the front sections.

The bottom shape features a single concave on the front half of the board, evolving further aft into a straight V shape at the fins. The concave provides a smoother ride and a better balance while the V tail ensures the board remains super responsive. Switching from one rail to the other is quick and simple as the board enters the turns with ease, gaining also in maneuverability thanks to its round pin tail.


Benefitting from more volume and length, the 5'10" will fit the larger riders or the larger waves. Being slightly shorter, the 5'8 will let you carve the most radical turns and rollers with a more compact board under your feet. Compact, stable & responsive the SIGNATURE boards are made for surfing in any kind of waves or conditions, benefiting from their well balanced and really intuitive shape.

These boards are able to carve short turns as well as long and fast curves effortlessly.

Surfing becomes such a pleasure when you can focus on the waves and not on how to get your board moving. Just look ahead, these boards will follow! For strapless riding the SIGNATURE complements the Mitu MONTEIRO range for those looking for a narrower board or for the typical stormy European conditions with a steep chop. The pad extends a long way forward specifically for riding strapless with a wider stance.

The SIGNATURE boards are equipped with a quattro fin setup for maximum pivoting ability and a perfect grip even when carving aggressively.





EVA Pad

HEEL SHOCK ABSORBER

Gloss varnish & artwork

Heel patch  
Glass laminate

Deck patch  
Glass laminate

Top layer  
Glass laminate

High density foam

Underlayer  
Glass laminate

Rail reinforcement  
Glass laminate

25 kg EPS foam core

FUTURES® fin box

Underlayer  
Glass laminate

High density foam

Outside layer  
Glass laminate

Fin reinforcement patch  
Glass laminate

Gloss varnish & artwork

- A 100% surfing shape
- **HD FOAM FLEX COMPOSITE**
- **HEEL SHOCK ABSORBER**
- **CAMEL DECK**
- A progressive rocker evolving from a simple concave in the front half to a V at the fins
- Round tail outline
- Lighter weight
- Ultra versatility for all types of waves
- Incredibly smooth and balanced
- A real carving machine

# SURFKITE SIGNATURE



**5'8"**

172 x 46 cm  
21 L  
3.3 kg\*

**5'10"**

177 x 46 cm  
22 L  
3.4 kg\*

#### EQUIPMENT

- Full pads
- FUTURES® V2Q1-QD1 375 fins
- FUTURES® box
- F-ONE surf straps (optional)

\*Indicative values, subjected to slight variations.



# SURFKITE

## SIGNATURE

CARBON  
SERIES

**An ultra-lightweight board which offers incredible sensations while surfing. We have therefore developed a carbon version of the SIGNATURE to let you enjoy even more every wave that you ride!**

We have focused the development work on the technology and materials to offer the best. This was done following two main axes:


► **The Weight:** everything has been done to have an extremely light and reliable board. We have decided to use a HD FOAM CARBON COMPOSITE construction with a brushed finish that allows achieving a lighter weight. This sandwich construction ( High density foam/ carbon) is used for many years in our SUP range and allows us to get an incredible weight /resistance ratio. As it's dedicated to strapless, this

version is manufactured without straps inserts to obtain one hundred grams alleviation.

► **Comfort:** We have worked specifically on the flex of the board has carbon tends to naturally bring more stiffness. We have selected a 45° bi-axial carbon fabric, thereby getting rid of any longitudinal fiber to keep the flex of the board.

With this exceptional carbon version, you'll have the perfect tool to rip every wave!





- **ULTRA LIGHT WEIGHT!**
- A 100% surfing shape
- **HD FOAM CARBON COMPOSITE**
- **HEEL SHOCK ABSORBER**
- **CAMEL DECK**
- A progressive rocker evolving from a simple concave in the front half to a V at the fins

- Round tail outline
- Ultra versatility for all types of waves
- Incredibly smooth and balanced
- A real carving machine

# SURFKITE

## SIGNATURE

CARBON  
SERIES



**5'8"**

172 x 46 cm  
21 L  
3.0 kg\*

**5'10"**

177 x 46 cm  
22 L  
3.1 kg\*

### EQUIPMENT

- Full pads
- FUTURES® V2Q1-QD1 375 fins
- FUTURES® box
- F-ONE surf straps (optional)

\*Indicative values, subjected to slight variations.



BOARDS  
**CONCEPT BOARDS**  
2017







**For the first time in the history of kitesurfing, F-ONE brings speed boards to the market. Get ready for a whole new level of speed and performance.**

The new AC21 SPEED BOARD PRO MODEL is a unique shape designed for speed and pure adrenalin. The board inherits the years of development made by Alex CAIZERGUES, multiple times World speed record holder, and the F-ONE team to push the limits of the world speed record.

Using a narrow and asymmetrical outline for a maximum top end speed, the board's secret lies in its rocker line combined with a single concave and flex distribution for an optimum balance between control and speed. The board comes with a thinner G10 profiled main fin for minimum drag and a shallow front fin to get back to the top of the run.

Available in starboard or portside configurations, this board will tear up your spot as soon as the wind starts revving up!

**SPEED GUN**  
Alex CAIZERGUES  
**PRO MODEL**

**CARBON  
SERIES**

AC/21





# SPEED GUN

CARBON SERIES

Alex CAIZERGUES  
PRO MODEL

STARBOARD

cm	kg*
157 x 29	2.3


\*Indicative values, subjected to slight variations.




- CARBON CONSTRUCTION
- HIGH PERFORMANCE SHAPE
- SINGLE CONCAVE BOTTOM

#### EQUIPMENT

Speed fins  
Strap / Pad (optional)







# SPEED GUN

CARBON  
SERIES

Alex CAIZERGUES  
PRO MODEL

PORTSIDE

cm	kg*
157 x 29	2.3

\*Indicative values, subjected to slight variations.



- CARBON CONSTRUCTION
- HIGH PERFORMANCE SHAPE
- SINGLE CONCAVE BOTTOM

**EQUIPMENT**

Speed fins  
Strap / Pad (optional)



**Long Distance Gun: a concept board?  
This is a special occasion as it is a historic  
board that we are now presenting!**

The conception of this gun started in 2005! At that time, the great downwind races were looking promising: leaving downwind full speed onto the open sea with winds blowing above 30 kts appeared to me as the most thrilling discipline. We have therefore developed this specific gun shape but the trend then evolved towards windward / leeward, inshore racing.

With such a successful record, these boards have always been in demand but we were jealously keeping the secrets of their great shape! With the demand growing further recently we have decided to start a production run to satisfy all those passionate about long distance.





**On the water : 200 x 43,5 cm, there is no doubt this gun is shaped to achieve high speeds and hold its line in tough conditions!**

The board planes on its central section located between the feet featuring a locally straight rocker for speed and accelerations with a massive concave to eat the chop. The tail is slightly lifted to ease the ride in the most difficult sea states while the pronounced forward scoop helps with control and avoids digging the nose.

A lot of work went into packing more comfort into this board as relieving the back leg pressure is absolutely necessary to maintain high speeds on distances exceeding 100 km on the same tack. The board is therefore thick under the front foot but super thin under the rear foot. This helps you keep your back leg straighter which reduces the stresses.

A lower volume at the back also helps with high speed control. The board is fitted with a set of tri-fins shaped for purpose. Their moderate depth is ideal for high speeds and their placement is refined to the mm.

Equally able to maintain average speeds of 20 kts on 100 miles or to reach top speeds of 30 kts this gun is the perfect weapon for all those who cannot help but head for the open seas !



# LONG DISTANCE GUN

**6'7"**

200 x 43,5 cm

26 L

3.95 kg\*

\*Indicative values, subjected to slight variations.



- **BAMBOO SANDWICH TECHNOLOGY**
- **DOUBLE BAMBOO DECK**
- **FULL BAMBOO**
- **CARBON RAILS**
- **CONCAVE DECK**
- New front pad kick
- Light weight
- Increased versatility
- Amazing feeling !!

**EQUIPMENT**

- Full pads
- LONG DISTANCE thruster set fins
- F-ONE surf straps (optional)





BOARDS  
**FOILBOARDS**  
2017



**Available in 4 different widths, these boards were created to be 100% dedicated to foiling with tailored characteristics to meet the requirements of this new discipline.**

Compact in design to reduce the wind drag, the top deck of the F-ONE foilboards is concaved to maximize comfort and control. The bottom is particularly shaped and uses a precisely tuned concave with side Vs, combined with a strong nose rocker to soften the impact when the board touches down. The rails are high and inverted to reduce drag when the board meets the water while edging hard upwind.

With its large volume and width, the 51 is forgiving for the beginners and offers a lot of room for feet placement. Its compact shape and the 2017 evolutions such as the

pinched tail outline also make this board very progressive and suited for all levels of practice.

The 49 is targeted at riders who have already mastered their foil and are keen to get more performances out of it. With its moderate width, this board will let you edge harder upwind with reduced weight and wind drag. Available with a carbon construction for a more responsive and featherweight board.

Official racing boards of the F-ONE team, the 45 and 47 are the ultimate foil racing weapons with their narrow outline and

recessed deck bringing more control. Available with a carbon construction for performances worthy of a Goldcup podium.

Equipped with multiple attachment points to facilitate tuning and with the all-conical K-F BOX or DEEP K-F BOX for an easy assembly these boards offer compatibility with most of the foils available on the market. With four sizes and two types of construction available (carbon or glass fiber), the range is perfectly suited to all types of riding levels.





- EVA Pad
- Brushed varnish & artwork
- K-F BOX reinforcement patch  
Glass laminate
- Top layer  
Carbon fiber
- Full bamboo
- Mid patch  
Glass laminate
- Bamboo patch
- Underlayer  
Glass laminate
- 20 kg/m<sup>3</sup> EPS foam core
- High density foam block
- K-F BOX
- K-F BOX reinforcement patch  
Carbon fiber
- Under layer  
Glass laminate
- Bamboo patch
- Outside layer  
Carbon fiber
- Brushed varnish & artwork




- EVA Pad
- Matt varnish & artwork
- K-F BOX reinforcement patch  
Glass laminate
- Top layer  
Glass laminate
- Full bamboo
- Underlayer  
Glass laminate
- 20 kg/m<sup>3</sup> EPS foam core
- High density foam block
- K-F BOX
- Bottom patch  
Glass laminate
- Under layer  
Glass laminate
- Full bamboo
- Outside layer  
Glass laminate
- Matt varnish & artwork





**TOP SHEET**  
CONSTRUCTION



EVA Pad

Topsheet - deck

Top layer  
Glass laminate BX

Underlayer  
Carbon UD

ABS block reinforcement patch  
Glass laminate

ABS insert plate  
ABS block + SST inserts

Injected foam core  
PU foam

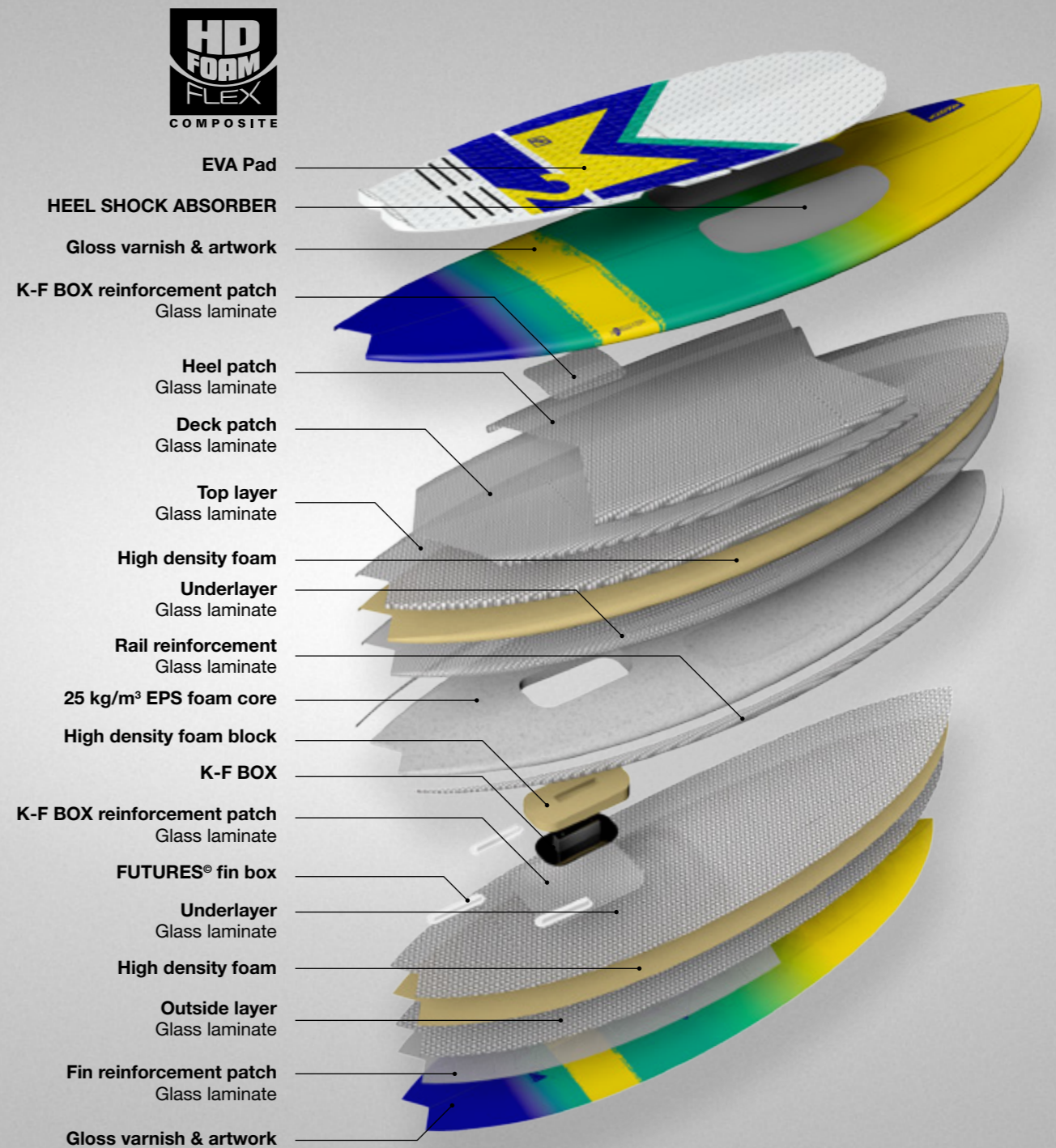
ABS insert plate  
ABS block + SST inserts

Underlayer  
Carbon UD

Outside layer  
Glass laminate BX

Topsheet - bottom

**HD FOAM FLEX**  
COMPOSITE



EVA Pad

HEEL SHOCK ABSORBER

Gloss varnish & artwork

K-F BOX reinforcement patch  
Glass laminate

Heel patch  
Glass laminate

Deck patch  
Glass laminate

Top layer  
Glass laminate

High density foam

Underlayer  
Glass laminate

Rail reinforcement  
Glass laminate

25 kg/m³ EPS foam core

High density foam block

K-F BOX

K-F BOX reinforcement patch  
Glass laminate

FUTURES® fin box

Underlayer  
Glass laminate

High density foam

Outside layer  
Glass laminate

Fin reinforcement patch  
Glass laminate

Gloss varnish & artwork



# FOILBOARDS

CARBON  
SERIES

BAMBOO  
DECK

CARBON  
COMPOSITE

DEEP  
K-F BOX



## 45 CARBON SERIES

4'11" x 17.7"  
150 x 45 cm  
33.5 L  
3.2 kg\*



## 47 CARBON SERIES

5'1" x 18.5"  
156 x 47 cm  
35.5 L  
3.3 kg\*



## 49 CARBON SERIES

5'1" x 19.3"  
156 x 49 cm  
26 L  
3.1 kg\*

BAMBOO  
DECK

CARBON  
COMPOSITE

K-F BOX

## EQUIPMENT

Full pads  
DEEP K-F BOX (46 /47) K-F BOX (49)  
F-ONE surf straps (optional)

\*Indicative values, subjected to slight variations.





**49**

5'1" x 19.3"  
156 x 49 cm  
26 L  
3.5 kg\*



**51**

5'1" x 20"  
156 x 51 cm  
27 L  
3.7 kg\*

**EQUIPMENT**

- Full pads
- K-F BOX
- F-ONE surf straps (optional)



\*Indicative values, subjected to slight variations.





The F-ONE 51 TS foil board is a unique model blending the great qualities and resilience of a tough topsheet construction with the ease of use and performance of all F-ONE foilboards.

Built around an injected foam core with protective top and bottom sheet layers, the 51 TS is ready for a life-long service. The solid cap construction will preserve the edges of the board when the latter is laid on its side together with the foil while ashore. Length is important to keep firm directional control and width helps providing some tolerance in feet placement.

So at 156 cm long by 51 cm wide, this board has enough of both to offer control and stability to help manage the foil with ease. Its slim design allows for easier water-starts as the board sits more stable on its side and results in more inflight control.

The bottom V and generous rocker on the nose also make the occasional touch-downs more manageable.

The board comes equipped with multiple attachment points for footstraps and with a bolt-on 6061 anodized aluminium base plate hosting a K-F BOX. The K-F BOX allows for an easy assembly and is compatible with many foils on the market.

• **TOPSHEET CONSTRUCTION**

- Combines ease of use and performance
- Control and stability > easier water-starts
- Easy assembly
- A 100% dedicated foilboard!

# FOILBOARD

## 51 TS



**51 TS**

5'1" x 20"  
156 x 51 cm  
4.0 kg\*

**EQUIPMENT**

- Full pads
- K-F BOX base plate
- F-ONE surf straps (optional)



\*Indicative values, subjected to slight variations.





# PRO MODEL Mitu MONTEIRO CONVERTIBLE

## We also decided to offer a board that was a 2 for 1.

Everyone is aware that kiteboarding is an expensive sport. We have therefore decided to offer the MITU MONTEIRO pro model surf in 5'6" / 5'8" / 5'10" in its "convertible" version (ie: equipped with a K-F BOX). The deep concave on the bottom of the board provides great acceleration to lift off easily while the proven rocker and outline of the board make the transitions really easy and progressive when they are done on the water.

The large pad designed for strapless riding enable a wide riding stance for maximum comfort and stability. With its very efficient and all around shape combined with the construction HD FOAM FLEX COMPOSITE, tough and light, the surf MITU MONTEIRO Convertible is the perfect board to stop worrying about missing a session without loading your quiver.



# PRO MODEL

## Mitu MONTEIRO

CONVERTIBLE

- HD FOAM FLEX COMPOSITE
- HEEL SHOCK ABSORBER
- CAMEL DRIVE DECK
- Nose channel
- Front pad kick

- Compact grab rail
- Increased versatility
- Amazing feeling!!



**5'6"**  
 167 x 46.5 cm  
 19 L  
 3.55 kg\*

**5'8"**  
 172 x 47 cm  
 20 L  
 3.7 kg\*

**5'10"**  
 177 x 48.5 cm  
 21 L  
 3.85 kg\*

**EQUIPMENT**

Full pads
FUTURES® F4 437 fins
FUTURES® box
K-F BOX (+ box shutter)
F-ONE surf straps (optional)

\*Indicative values, subjected to slight variations.





F-ONE  
**KITEFOIL**  
2017

**Accessible, progressive, performing, light and maneuverable, the F-ONE kitefoil range has been created to provide the best dedicated weapon to all riders.**

Foiling is more than a new discipline; it's a whole new world. The F-ONE kitefoil range has been developed with the most experienced foil riders and every element of the foil has been designed to deliver the best imaginable experience out on the water whether you are about to start or if you already master the magic of foiling.

With innovation deeply rooted into its DNA, the F-ONE team has worked tirelessly to design, engineer, test and optimize this new piece of equipment.

The shapes and profiles have been carefully selected and optimized by F-ONE's in-house naval architect, and the foil assembly concept was completely thought back towards ease of use.



## THE TEAM




### Maxime NOCHER

Race World Champion & Foil World Champion, he is a very sharp racer and is highly involved into the development of his gear. He brings a very detailed analysis of the foil to push the development further, especially regarding the racing and long distance disciplines.



### Marc BLANC

Is an emblematic figure in kitefoiling, he teaches it at his kite school, he is widely considered an expert in the discipline and possesses an incredible amount of ease in riding and general knowledge of foiling. His feedback in testing was crucial. He was able to feel the slightest modification and provide great input to improve and bring new ideas to the design.



### Alexandre CAIZERGUES

Speed specialist, multiple time World speed record holder, Alex has been foiling for many years. He also contributed a lot to the design of the foil, as he was able to test it at high speeds and explain the sensations he was getting while riding.



### Axel MAZELLA

With only 18 years old, Axel is able to successfully combine performance on the water and a very good sense of analysis and research. This young rider already owns an impressive prize list: Foiling Junior French Champion, Winner of the Junior Kite Foil World Cup 2015 and fourth on the world tour.



### Raphaël SALLES & Micka FERNANDEZ

The insatiable F-ONE testing duo recently started foiling, which provided plenty of feedback from a beginner's view. Their expertise in gear development was essential and allowed us to focus on the key components of the foil design.



### Charles BERTRAND

Part of the F-ONE R&D team, Charles is qualified in naval architecture and fluid dynamics. His knowledge in mechanics, structural analysis and fluid behavior have been key to develop some products that not only fit the design brief but also innovate and achieve real improvements to bring the sport forward.





# F-ONE KITEFOIL





## TECHNOLOGIES

A FAST PRODUCTION CYCLE



With PRE-PREG fabrics, the carbon fiber is directly impregnated with epoxy resin by its manufacturer; this guarantees a perfect ratio between epoxy and carbon, and represents the highest quality process. The material is stored in cooled rooms and catalyzes at 120° C in a mold. The PRE-PREG fibers must travel in refrigerated trucks and be stored frozen. The refined ratio between carbon fiber and epoxy resin provides the lightest weight with the best mechanical properties of carbon fiber.



This technology takes advantage of the same principles as standard PRE-PREG but uses a different type of fiber which is better suited to mold small parts with complex shapes. It allows us to build accurately smaller sized parts that are very reliable. The advantages of these two technologies are their high end mechanical properties, but also their fast production cycle which allows us to work with a faster and more rational construction process (1h to cure a PRE-PREG mast and about 10 mn for a FORGED CARBON part). This is crucial for delivering a high quality product made in France.



### ALUMINIUM 6061

This aluminium alloy boasts some very good mechanical properties and can be processed in many different ways while also offering a natural resistance to corrosion. Produced from an extrusion process, our aluminium profiles make the most of this homogeneous material to provide perfect stiffness both in torsion and bending. All areas in contact with other metals or carbon parts are duly isolated against galvanic reactions.



F-ONE kitefoils are equipped with the fully conical K-F BOX. Its shape makes it easy to connect and fits well with the thickness of the kite boards due to its moderate height. The K-F BOX offers a perfect, tight support. Masts that receive a DEEP K-F BOX are able to cope with the added stresses.



- 1 K-F BOX male end
- 2 Pre-impregnated, multi-axial carbon layers
- 3 FORGED CARBON / PRE-PREG



# TECHNOLOGIES

ASSEMBLY AND FCB PATENT

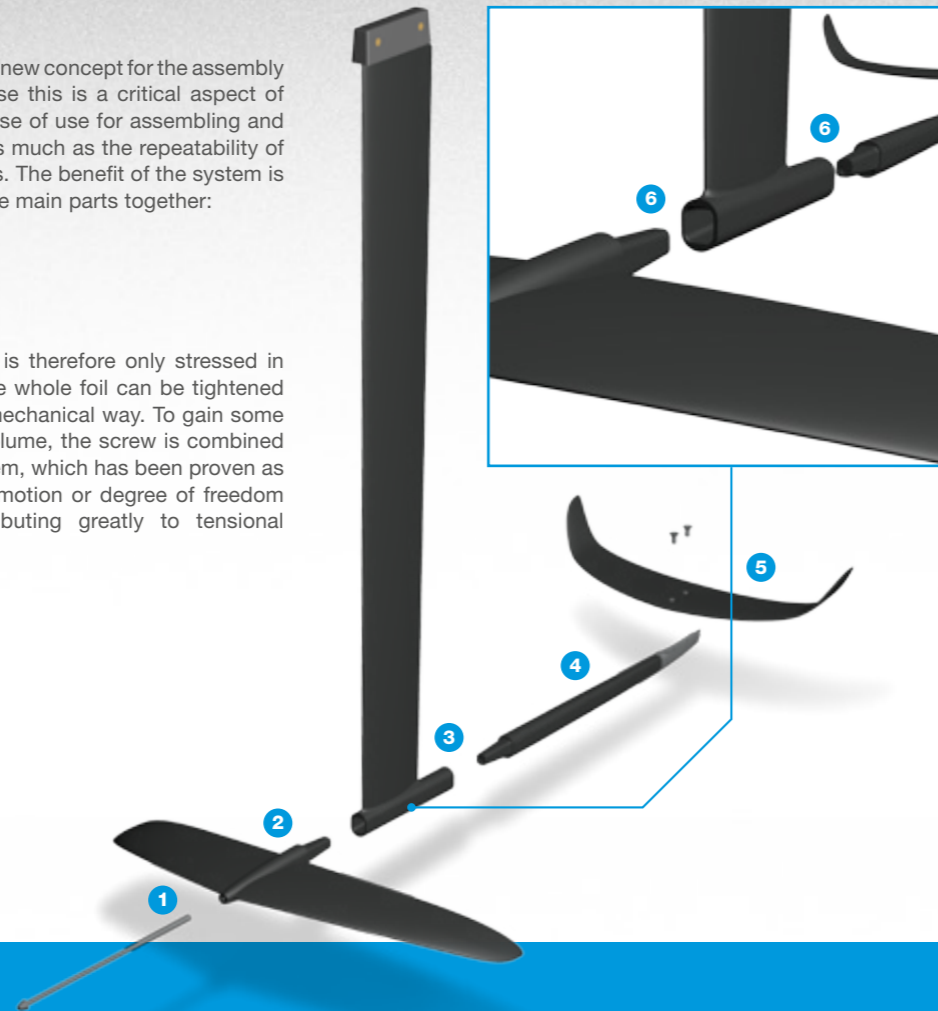


We have developed and patented a brand new concept for the assembly of the mast, fuselage and wings because this is a critical aspect of the kitefoil. It drives the reliability and ease of use for assembling and taking the foil apart for transportation, as much as the repeatability of the trim between the front and rear wings. The benefit of the system is the one and only screw that maintains the main parts together:

- ▶ Mast
- ▶ Fuselage
- ▶ Front wing

This screw is placed longitudinally and is therefore only stressed in tension instead of shear or bending. The whole foil can be tightened up with everything working in a sound mechanical way. To gain some precision, robustness and packed-up volume, the screw is combined with a squared, conical assembling system, which has been proven as the best mechanical setup to lock any motion or degree of freedom between the parts, while also contributing greatly to tensional resistance.

- ① Longitudinal screw
- ② Front Wing
- ③ Mast
- ④ Fuselage
- ⑤ Stabilizer
- ⑥ Squared & conical assembling system



The F-ONE KITEFOILS are modular with a unique and patented assembly system.





# FOIL RANGE

The F-ONE FOIL range has been put together to perfectly meet the demands of all riders whatever their level or type of practice.

## FREERIDE 800

HYBRID ALUMINIUM / CARBON

MAST  
ALUMINIUM  
—  
**90**  
cm

FRONT WING  
CARBON  
**FREERIDE**  
**800**  
cm<sup>2</sup>

FUSELAGE  
SST CARBON  
**FREERIDE**  
**42**  
cm

STABILIZER  
CARBON  
**FREERIDE**  
**300**  
cm<sup>2</sup>

BOX  
**KFBOX**



## FREERIDE 600

HYBRID ALUMINIUM / CARBON

MAST  
ALUMINIUM  
—  
**90**  
cm

FRONT WING  
CARBON  
**FREERIDE**  
**600**  
cm<sup>2</sup>

FUSELAGE  
SST CARBON  
**FREERIDE**  
**42**  
cm

STABILIZER  
CARBON  
**FREERIDE**  
**300**  
cm<sup>2</sup>

BOX  
**KFBOX**



## FREERIDE 600

CARBON

MAST  
FULL CARBON  
**RACE**  
**95**  
cm

FRONT WING  
CARBON  
**FREERIDE**  
**600**  
cm<sup>2</sup>

FUSELAGE  
SST CARBON  
**FREERIDE**  
**42**  
cm

STABILIZER  
CARBON  
**FREERIDE**  
**300**  
cm<sup>2</sup>

BOX  
**KFBOX**



## RACE 510

CARBON

MAST  
FULL CARBON  
**RACE**  
**95**  
cm

FRONT WING  
CARBON  
**RACE**  
**510**  
cm<sup>2</sup>

FUSELAGE  
SST CARBON  
**RACE**  
**38**  
cm

STABILIZER  
CARBON  
**RACE**  
**210**  
cm<sup>2</sup>

BOX  
**KFBOX**



## RACE 540 GRAND PRIX

CARBON

MAST  
FULL CARBON  
**RACE**  
**105**  
cm

FRONT WING  
CARBON  
**RACE**  
**540**  
cm<sup>2</sup>

FUSELAGE  
SST CARBON  
**RACE**  
**38**  
cm

STABILIZER  
CARBON  
**RACE**  
**210**  
cm<sup>2</sup>

BOX  
**DEEP KFBOX**



ALUMINIUM

CARBON



# MASTS



## 75 cm ALUMINIUM MAST

- ▶ Length: 75 cm
- ▶ Chord: 11 cm
- ▶ Thickness: 1.5 cm
- ▶ Weight: 1.40 kg

The F-ONE 75 cm Aluminum mast is based on the same profile as the proven and user-friendly 90cm foil mast, which offers both ease of use and performances.

Using a specific aluminum extruded profile and a medium chord length of 11 cm, its light weight makes the foil easy to carry and move around both on shore and in the water. The profile is 1.5 cm thick and uses a low-drag section for a perfect glide.



Equipped with the patented FAST CONNECTION DEVICE constructed from PRE-PREG carbon, this mast comes with great modularity and ease of use as one single screw is all that's needed to assemble the main parts together. Compatible with all F-ONE wings and foil parts, it is also completely watertight and corrosion free.

## 90 cm ALUMINIUM MAST

- ▶ Length: 90 cm
- ▶ Chord: 11 cm
- ▶ Thickness: 1.5 cm
- ▶ Weight: 1.56 kg

The F-ONE 90 cm Aluminum mast is a user-friendly foil mast which offers both ease of use and performances.

Using a specific aluminum extruded profile and a medium chord length of 11 cm, its lightweight makes the foil easy to carry and move around both on shore and in the water. The performance enabled by its 1.5 cm thick, low-drag section ensures this mast will take some time to outgrow. Equipped with the patented FAST CONNECTION DEVICE constructed from PRE-PREG carbon, this mast comes with great modularity and ease of use as one single screw is all that's



needed to assemble the main parts together. Compatible with all F-ONE wings and foil parts, it is also completely watertight and corrosion free. This mast is recommended with the Freeride 800 and Freeride 600 wings to get the most enjoyable ride. Easily fitted to an F-ONE Foilboard thanks to the all conical K-F BOX, this mast offers great potential to enjoy the thrills of foiling.

ALUMINIUM



## 95 cm CARBON MAST

- ▶ Length: 95 cm
- ▶ Chord: Bottom= 11 cm / Top= 13.5 cm
- ▶ Thickness: Bottom = 1.2 cm / Top=1.35 cm
- ▶ Weight: 1.50 kg



Benefitting from the latest racing developments in terms of shape and construction, the F-ONE 95 cm Carbon mast provides amazing speed potential in a more compact, easier to handle size. With its high performance profile evolving from 1.2 cm thick at the bottom to 1.35 cm at the top, this mast delivers an impressive feeling of glide and top of the range performances. The intricate profile and chord length prevent turbulence and make the mast very secure and stable at speed. Built in PRE-PREG carbon with a refined one-shot construction process this mast is very stiff and is designed to be pushed hard.

Equipped with the patented FAST CONNECTION DEVICE constructed from PRE-PREG carbon, this mast comes with great modularity and ease of use as one single screw is all that's needed to assemble the main parts together. Compatible with all F-ONE wings and foil parts, this mast is recommended with the Freeride 600, Carving 600 and Race 510 wings to make the most of its potential. Easily fitted to an F-ONE foilboard thanks to the all conical K-F BOX, this mast is the ultimate performance freeride weapon.

## 105 cm CARBON MAST

- ▶ Length : 105 cm
- ▶ Chord: Bottom= 11 cm / Top= 13.5 cm
- ▶ Thickness: Bottom = 1.2 cm / Top=1.35 cm
- ▶ Weight: 1.65 kg



The 105 cm Carbon F-ONE mast is the racing mast of the range. Designed for maximum performance in all conditions with no compromise. The progressive profile ensures this mast has the required speed potential to dominate the competition at the highest level. The chord length and its specific shape guaranty a safe and stable behavior at higher speeds with no turbulence. Its elaborate carbon PRE-PREG one-shot molding construction makes sure this mast meets the required demand on torsion and bending stiffness to keep the control of the foil at any moment and especially when pushing hard.

Equipped with the patented FAST CONNECTION DEVICE constructed from PRE-PREG carbon, this mast comes with great modularity and ease of use as one single screw is all that's needed to assemble the main parts together. Compatible with all F-ONE wings and foil parts, this mast is recommended with the Race wing for higher performances. As the stresses increase with the length of the mast, the latter is equipped with a DEEP K-F BOX for more reliability and can be assembled with all boards featuring this box. A top end foil mast for ultimate speed and control.

CARBON




# WINGS

## FREERIDE 800 WING

- ▶ Area: 800 cm<sup>2</sup>
- ▶ Aspect Ratio: 4.5
- ▶ Weight: 1.05 kg

The Freeride 800 wing impresses with its ease of use and predictable behavior. With a medium speed this wing is very controllable, while its large surface area makes it a weapon for light air foiling. Its low take off speed ensures easy access to the world of foiling. Manoeuvres will also be easier as you progress along the learning curve as the wing will let you complete your transitions at lower speeds thanks to a tailored profile. The wing is built using the high technology

PRE-PREG carbon process over a FORGED CARBON central core for maximum strength, stiffness and durability. A great freeride wing to enjoy foiling at any level.




## FREERIDE 600 WING

- ▶ Area: 600 cm<sup>2</sup>
- ▶ Aspect Ratio: 5.6
- ▶ Weight: 0.78 kg

Designed with less area but a higher aspect ratio than the Freeride 800 Wing, this one offers greater performance potential and can be controlled with ease, showing some predictable and intuitive characteristic. Its 600 cm<sup>2</sup> offer enough grunt to lift you out of the water effortlessly and the wing remains easy and fluid to handle at pace thanks to its very sound profile. Built using PRE-PREG carbon over a FORGED CARBON central core, the stiffness of the blades has been finely tuned to make it as stable and predictable as possible. With great directional control provided by the arched span and

enough area to rely on, the Freeride 600 wing can be pressed hard to reach higher speeds if this is what you're after and will be a great all-rounder for freeride performance foiling.




CARBON

## CARVING 600 WING

- ▶ Area: 600 cm<sup>2</sup>
- ▶ Aspect Ratio: 4.5
- ▶ Weight: 0.65 kg

Featuring a compact outline and a surface area of 600 cm<sup>2</sup>, the Carving 600 wing is designed for control at higher speed and maneuvers. Its thinner profile results in a more manageable wing at higher speeds and the compact outline makes the whole foil very easy to roll into the corners. Twisted wing tips further help with power management and provide a smoother behavior when the foil is pressed harder during turns. Like the other wings in the range, the Carving 600 wing is built using the

high technology PRE-PREG carbon process over a FORGED CARBON central core for maximum strength, stiffness and durability. Unleash your foiling potential with the versatile and highly maneuverable F-ONE Carving 600 wing.




## RACE 510 WING

- ▶ Area: 510 cm<sup>2</sup>
- ▶ Aspect Ratio: 6.5
- ▶ Weight: 0.52 kg

The Race 510 is a medium size race wing for high performance foiling, racing in competition or against your friends across the bay. While its flatter arc in the center morphing to inclined towards the tip provides good control, its size and profile are optimized to offer a great speed potential. Twist increases progressively along the span to reduce the drag when pressed hard and make the wing more tolerant when operating close to the free surface. The race 510 wing benefits from the same

reliable construction in PRE-PREG carbon molded over a FORGED CARBON core for maximum stiffness. Designed to be fast in all kinds of conditions the Race 510 wing is versatile across the range from upwind to downwind and is therefore ideal for long distance racing.




## RACE 540 WING

- ▶ Area: 540 cm<sup>2</sup>
- ▶ Aspect Ratio: 6.7
- ▶ Weight: 0.64 kg

The Race 540 is targeted at light and medium wind conditions and designed to be a weapon for windward/leeward course racing. Its profile and area are an evolution from the Race 510 to provide more power for the upwind legs without restraining the downwind speed. Its flatter arc in the center morphing to inclined towards the tip provides great control and enough comfort to accelerate. The twist distribution along the span makes the wing very tolerant, even when operating close to the surface. The Race 540 wing benefits from the same reliable construction in PRE-PREG carbon molded over a FORGED CARBON core for maximum stiffness. Developed by our best riders to turn the upwind mark first and sail lower and

faster down the wind, this wing shows impressive efficiency to dominate the competition.



CARBON



# STABILIZERS

## FREERIDE STABILIZER

- ▶ Area: 300 cm<sup>2</sup>
- ▶ Aspect Ratio: 5.8
- ▶ Weight: 0.24 kg

Solid, versatile and progressive, the Freeride stabilizer can be combined with any of the freeride or carving front wings and fits a very large range of practices. Equipped with generous winglets, the stabilizer blade offers fantastic control with enough surface area to provide full confidence in all situations. Built in CARBON COMPOSITE and designed to be securely mounted on F-ONE fuselages, its profile and angle of incidence were tuned to achieve a very intuitive balance which will help you get your foiling maneuvers in more easily.



## RACE STABILIZER

- ▶ Area: 210 cm<sup>2</sup>
- ▶ Aspect Ratio: 6.2
- ▶ Weight: 0.18 kg

The F-ONE race stabilizer is designed to offer a better glide and high performance for leisure or racing use. Recommended for more experienced riders, its S-shaped arch enables to include winglets that help with directional stability and control. Built in CARBON COMPOSITE and designed to be securely mounted on F-ONE fuselages, its profile and angle of incidence were optimized for the best performance at any point of sail.



CARBON

# FUSELAGES

## FUSELAGES: 42 cm & 38 cm

- ▶ Length: 42 cm
- ▶ Weight: 0.47 kg
- ▶ Length: 38 cm
- ▶ Weight: 0.40 kg

Built out of PRE-PREG carbon fibers around a steel core, the F-ONE fuselages are designed to be extremely stiff and provide perfect control with a low drag sectional area. With a full stainless steel tail, the assembly with the stabilizer is solid and very reliable. The tail matches the angle of incidence required onto the stabilizer to guarantee an intuitive balance whatever the wing combo selected.

- ▶ The 42 cm fuselage provides better directional and pitch stability which helps a lot at lower and medium flying speeds. Recommended with Freeride 800, 600 wings.
- ▶ The 38 cm fuselage provides a better top-end speed and makes the foil more maneuverable at pace. Recommended with Freeride 600 Carving 600 wings and racing set-ups.



SST CARBON









**F-ONE SAS**  
ZAC de la Méditerranée  
170, Route de la Foire  
34470 PÉROLS - FRANCE

Tél. +33 (0) 4 67 99 51 16  
Fax. +33 (0) 4 67 99 61 93

[www.f-onekites.com](http://www.f-onekites.com)